

The background features a complex pattern of overlapping, thin, light gray circles that create a mesh-like effect across the entire image. The circles vary in size and are positioned to create a sense of depth and movement.

***Powersoft***

**HUMAN AUDIO EXPERIENCE**

A background pattern of overlapping, light gray circles of varying sizes, creating a complex, web-like structure that resembles sound waves or a network.

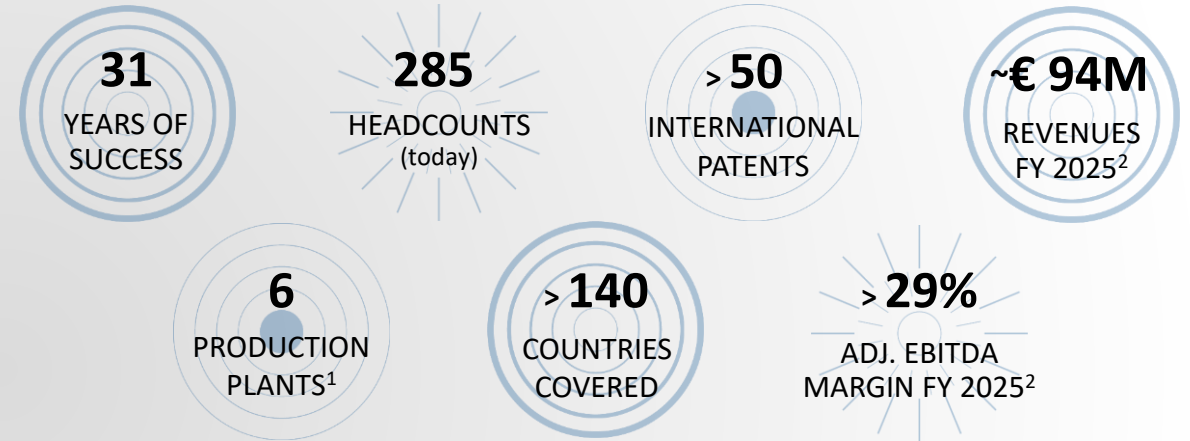
**ELEVATING HUMAN AUDIO EXPERIENCE  
WITH THE WORLD'S FINEST TECHNOLOGY**

# POWERSOFT GROUP AT A GLANCE

## BRIEF DESCRIPTION

- Established in 1995 in Scandicci (Florence, Italy) by Luca and Claudio Lastrucci and Antonio Peruch, **Powersoft is a global leader in professional audio technologies.**
- Powersoft develops and manufactures **high-efficiency amplifiers, signal processing platforms, and transducer solutions**, all designed and engineered in-house.
- In 2025 **Powersoft acquired K-array**, expanding its portfolio **with premium loudspeaker systems** and adding over 100 skilled professionals.
- Driven by innovation and Made-in-Italy excellence, **Powersoft sets new standards in professional sound with patented, cutting-edge technologies.**

## KEY HIGHLIGHTS



## HISTORY

1995 - 1998

1998 - 2008

2008 - 2018

DEC 17-2018

2025

TOWARDS

BIRTH AND DEVELOPMENT

COMPANY GROWTH

MULTINATIONAL GROUP

IPO

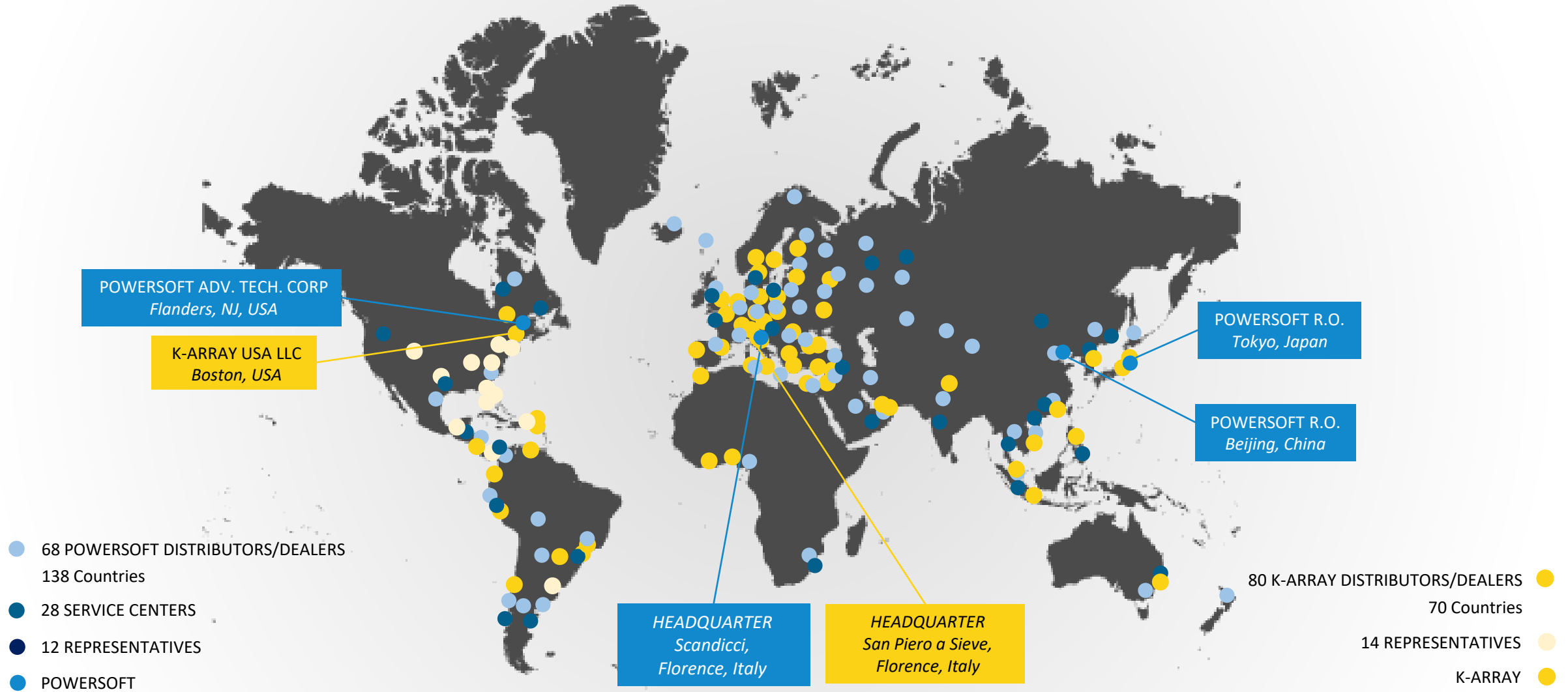
K-ARRAY ACQUISITION

MARKET CONSOLIDATION & EXPANSION INTO EMERGING ONES

1) 4 production plants are in outsourcing,

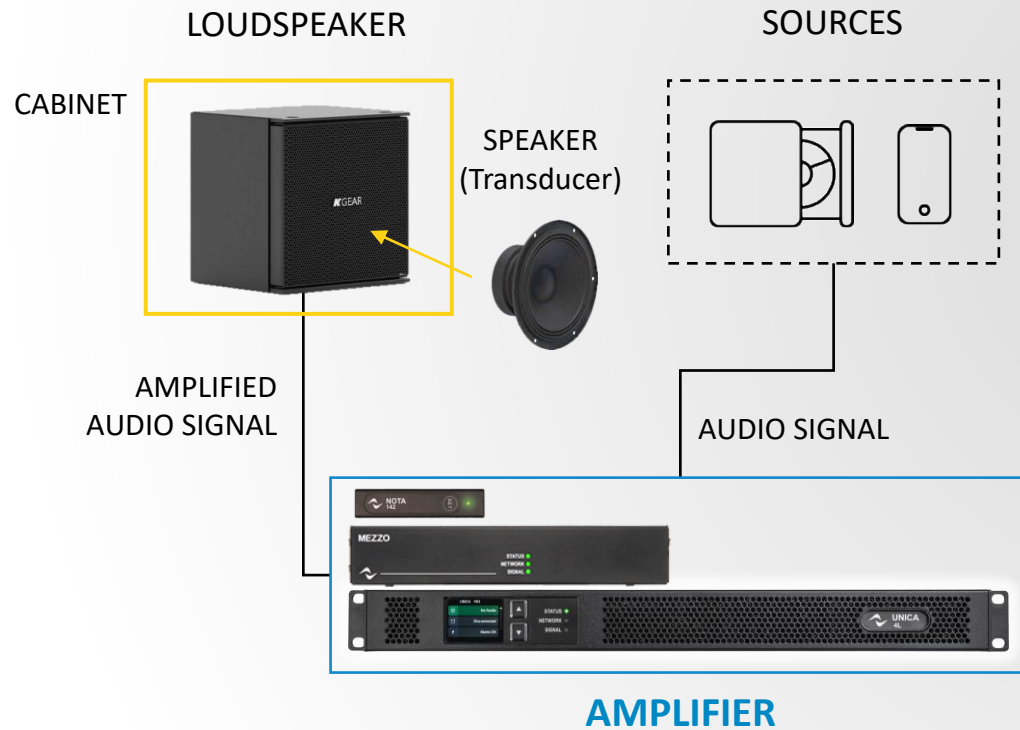
2) FY 2025 Revenues and Adj. EBITDA Margin with 9 months of contribution of K-Array.

# GLOBAL SALES & COMMERCIAL STRUCTURE

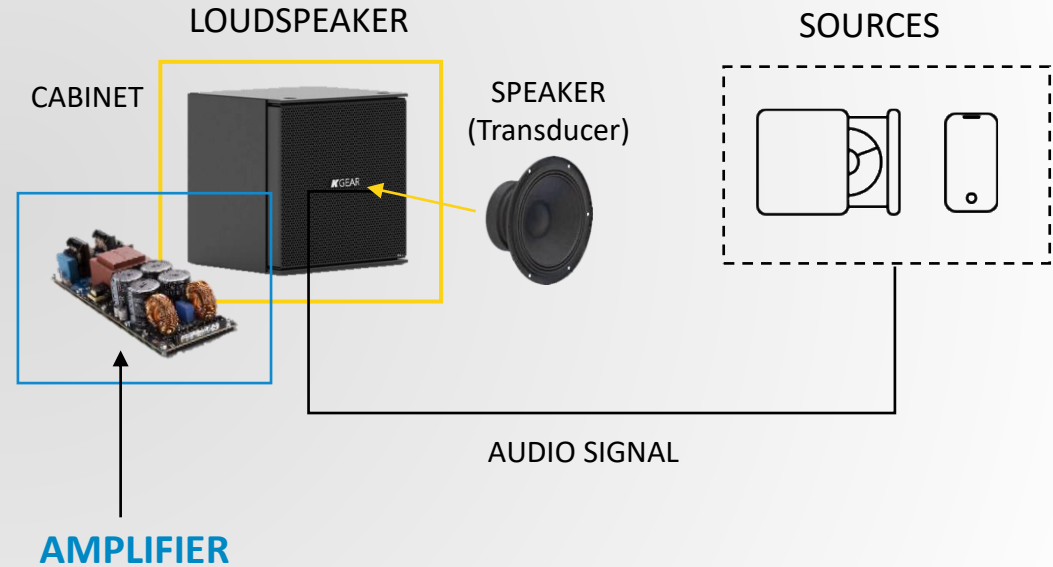


# THE AMPLIFIER IS NOT A SPEAKER WHICH IS NOT A LOUDSPEAKER. LET'S CLARIFY.

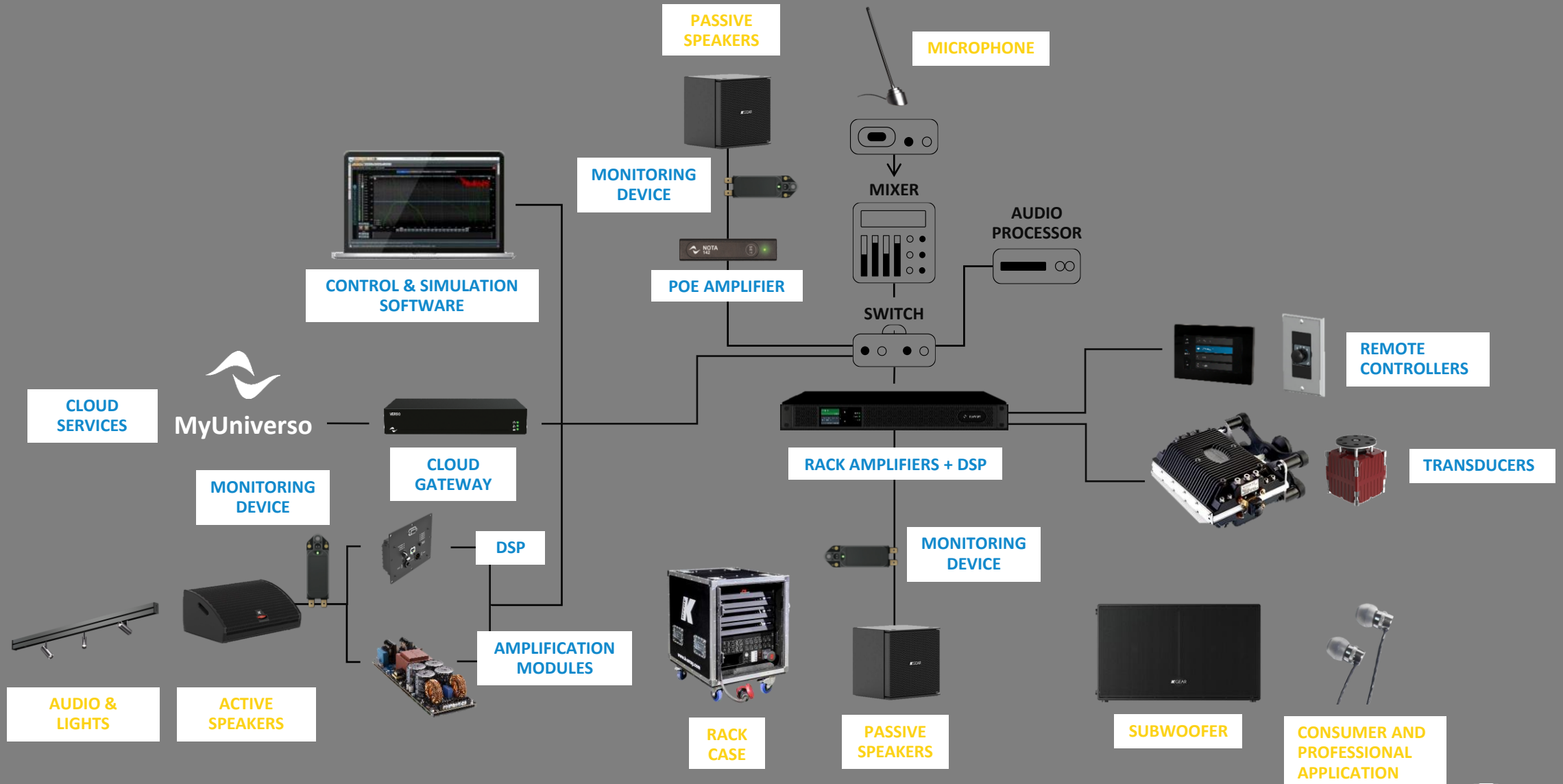
## SYSTEM WITH A PASSIVE LOUDSPEAKER



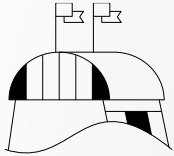
## SYSTEM WITH AN ACTIVE LOUDSPEAKER



# SOLUTION PROVIDER ALONG THE ENTIRE VALUE CHAIN




# GLOBAL MARKET SEGMENTS



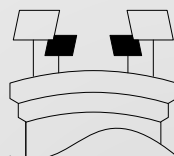
CONVENTION  
& EXHIBITION  
CENTERS



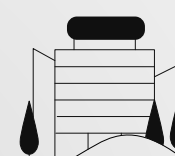
AIRPORTS &  
TRANSPORTATION  
HUBS



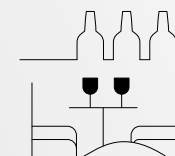
THEME PARKS &  
ATTRACTIONS



STADIUMS  
& ARENAS



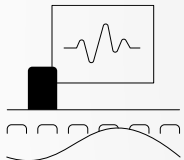
CORPORATE SPACES  
& SHOWROOMS




HO.RE.CA



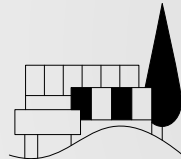
LUXURY RESIDENTIAL  
& YACHTS



CONFERENCE HALLS  
& BOARD ROOMS



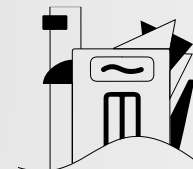
HOUSES OF  
WORSHIP



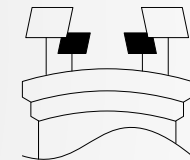
INDUSTRIAL &  
COMMERCIAL  
APPLICATIONS



HOTELS &  
RESORTS



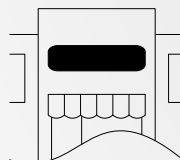
IMMERSIVE & DESIGNER  
INSTALLATIONS



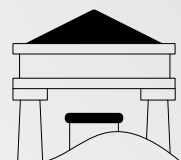
LIFESTYLE &  
EXPERIENTIAL SPACES



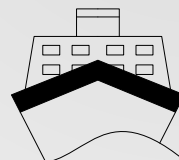
AUTOMOTIVE



RETAIL & SHOPPING  
MALLS



MUSEUMS &  
THEATRES



CRUISE SHIPS



TRANSPORTATION



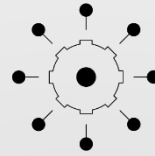
BROADCAST  
& STUDIOS

# THREE PILLAR STRATEGY TO KEEP THE GROUP GROWING



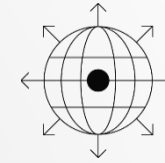
## FOCUS ON INNOVATION AND NEW TECHNOLOGIES

- **Top-level R&D** laboratory focused on innovative products
- **Strong R&D team**, also thanks to the integration between **Powersoft** and **K-Array**
- Powersoft's **Ideofarm growth accelerator** for ideas and innovative technologies
- **Environmentally friendly products** Small sizes, huge power, super efficient



## DELIVERING COMPLETE SOLUTIONS FOR VERTICAL MARKETS

- **Complete solution offering** enabled by **K-Array**
- **Proprietary solutions designed** for specific target applications
- **Software based services** to exploit **upselling/cross-selling potential (cloud services)**
- **Partnership** for the expansion of the product/service catalogue
- **Cloud-native IOT products** to offer custom-related services



## STRENGTHENING OF PRESENCE IN STRATEGIC MARKETS

- **Boost group presence in US** thanks to the strengthening of the commercial structure and business opportunities
- **Partnerships** with strategic players to enter new markets
- **New opportunities** in the **automotive, transportation, cinema** and **maritime industry**
- Direct presence in **China** and **Japan**

# INTEGRATED AND SCALABLE BUSINESS MODEL

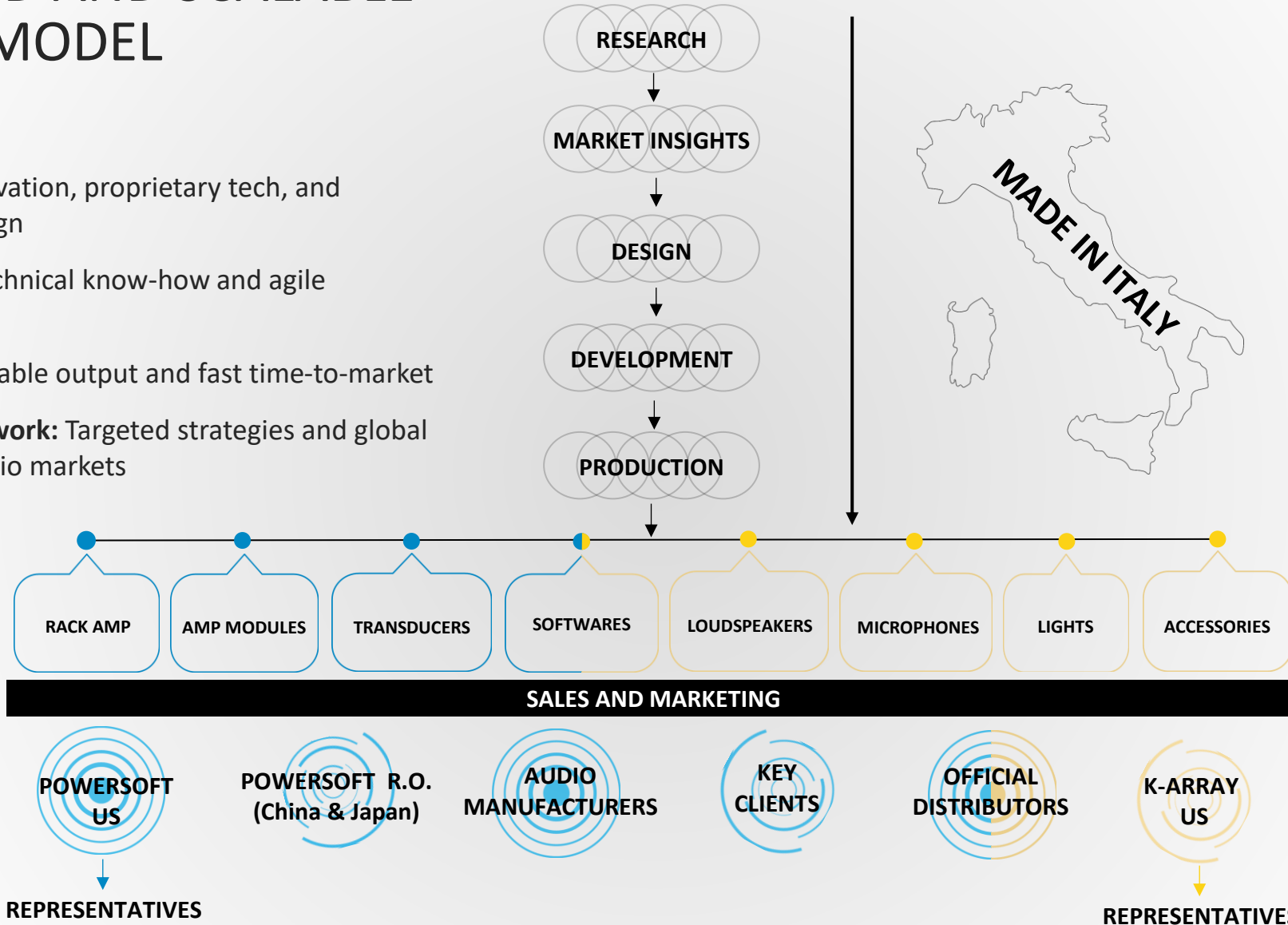
## CORE STRENGTHS

**Integrated R&D:** Innovation, proprietary tech, and versatile product design

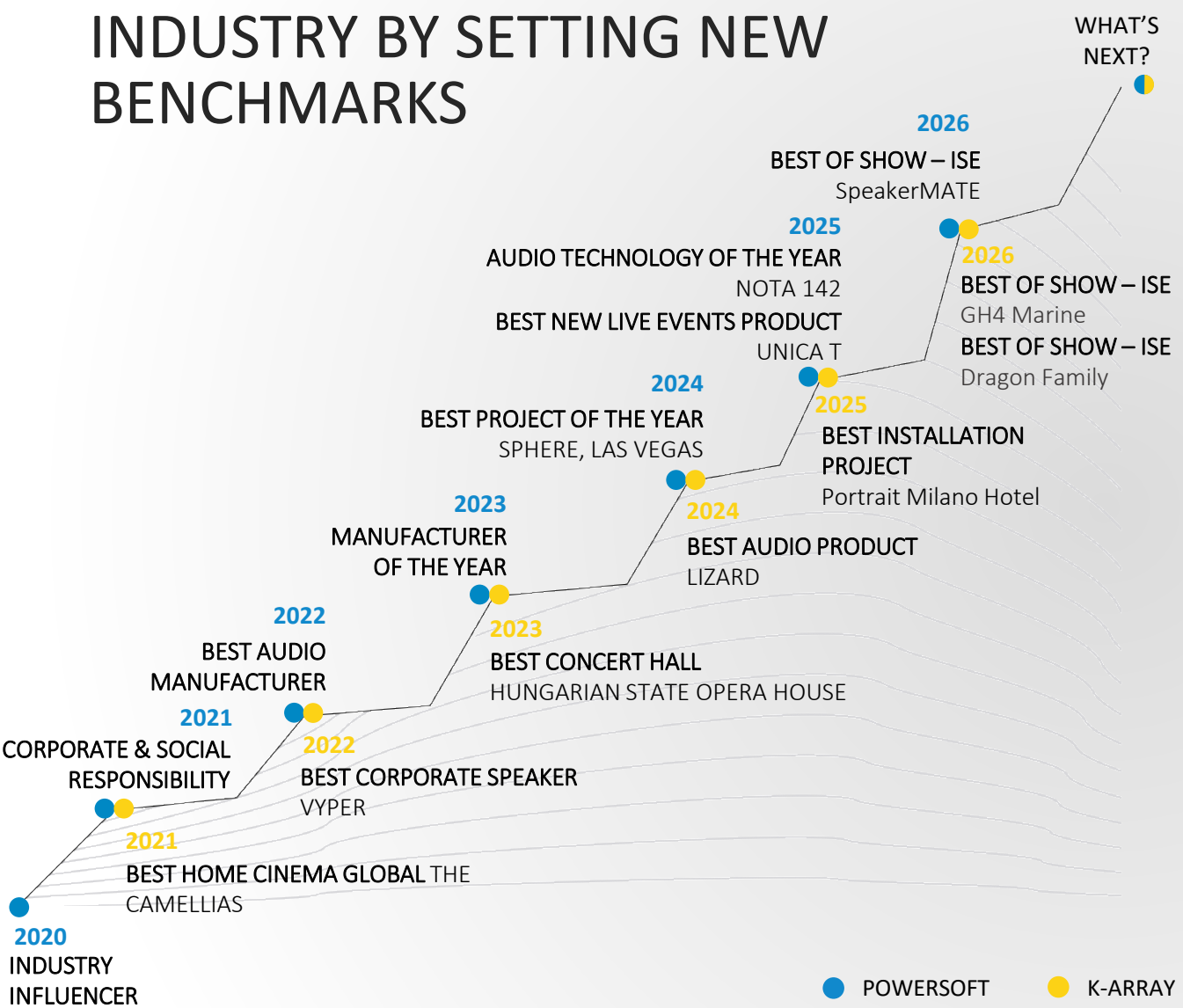
**Smart Purchasing:** Technical know-how and agile supply chain

**Lean Production:** Scalable output and fast time-to-market

**Diversified Sales Network:** Targeted strategies and global reach in premium audio markets



# REDEFINING THE PRO AUDIO INDUSTRY BY SETTING NEW BENCHMARKS

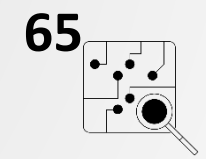


**CLAUDIO LASTRUCCI**  
Powersoft

**ALESSANDRO TATINI**  
K-Array



INTERNATIONAL PATENTS



R&D PERSONNEL (23% OF EMPLOYEES)



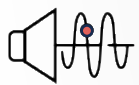
5.1% OF REVENUES INVESTED IN R&D IN FY 2025



## POWERSOFT INNOVATION GARAGE


Ideofarm bridges early-stage ideas with industrial development, **accelerating the creation of innovative technologies** and new products.

It brings together talent, research and industry expertise to **accelerate the development of new technologies** from concept to prototype.



### Electroacoustics

Advanced audio technologies and sound innovation



### Mechatronics

Integration of mechanical and electronic systems



### Artificial Intelligence

Data-driven technologies and intelligent systems



### Advanced Materials

Exploration of new materials for technological applications

## HOW IDEOFARM DRIVES INNOVATION



### Acceleration Program

for Startups & Early-Stage Ideas



### Innovation Hub

for Students & Young Talent

IDEA & TALENT

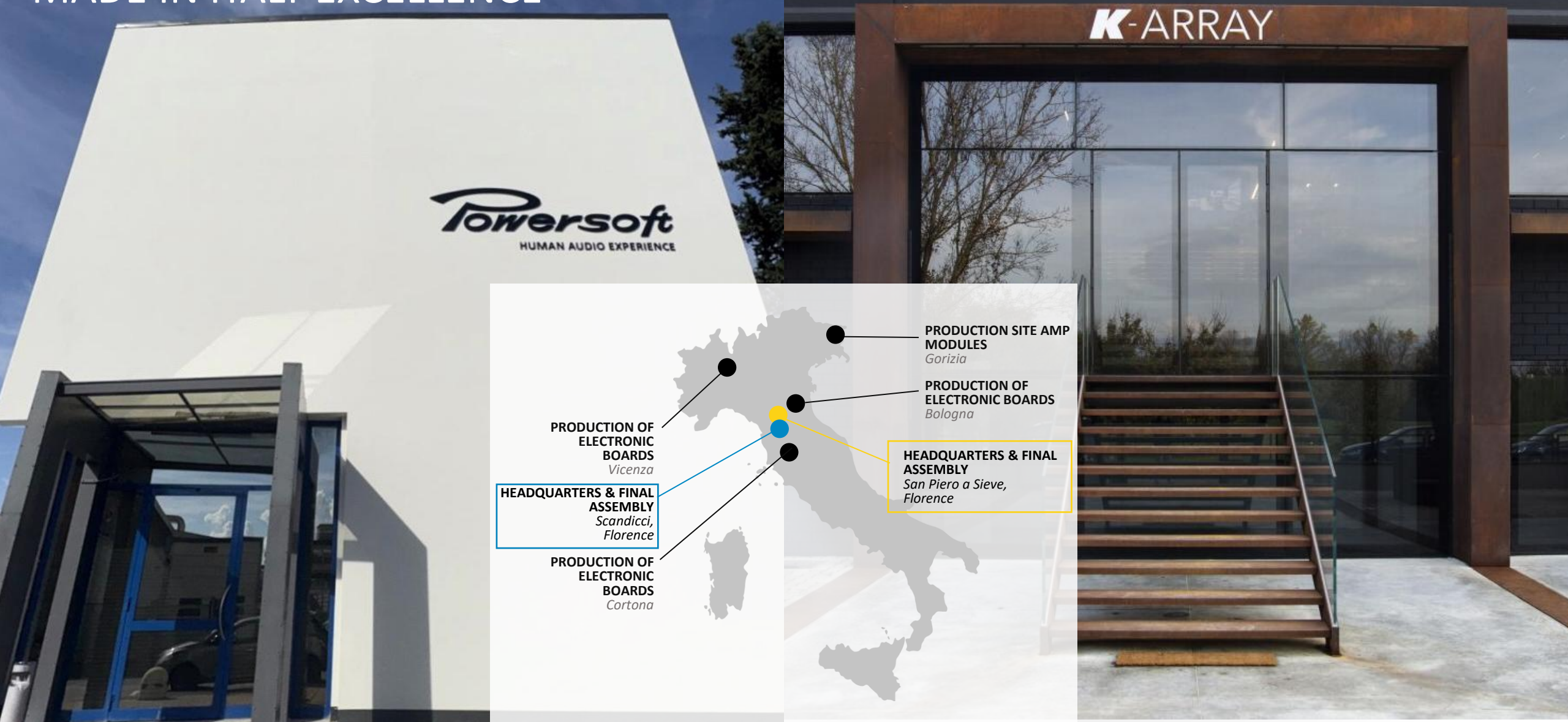


RESEARCH  
MVP  
MARKET TEST



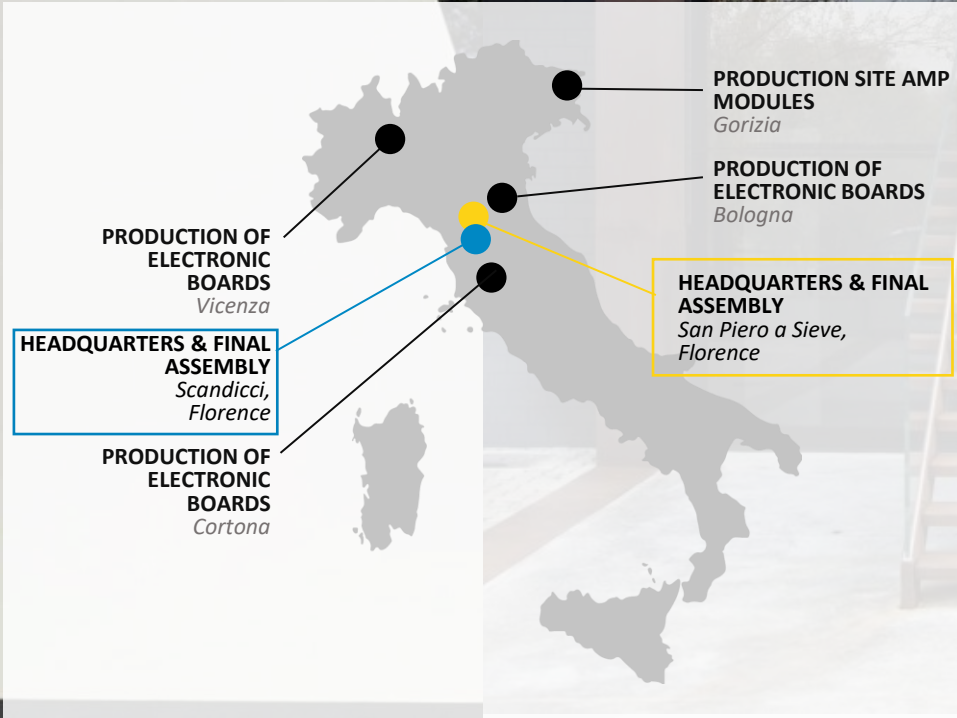
INDUSTRIALIZATION APPLICATION

# MADE IN ITALY EXCELLENCE



**Powersoft**  
HUMAN AUDIO EXPERIENCE

**K-ARRAY**



# ESTABLISHING PARTNERSHIPS WITH STRATEGIC PLAYERS

FORGING ALLIANCES WITH STRATEGIC STAKEHOLDERS STANDS AS A PIVOTAL TACTIC FOR EXPANDING INTO NEW MARKETS



Powersoft announced a technology partnership with **Ferrari S.p.A.**



Powersoft announced its contribution in the Immersive Sound of **Sphere** in Las Vegas



Powersoft announced a partnership with **Cohesion**, part of Clair Global Group, the biggest rental company in the world



K-array per Samsung **Luxury LED For Home Cinema**



**David Guetta** testimonial of K-array's sound solutions

# NEW POWERSOFT HQ

## HUMAN AUDIO EXPERIENCE CENTER


**Centralized Efficiency:** Enhanced collaboration and cost savings through unified corporate functions.

**Innovation Hub:** A global center for cutting-edge audio technology and development.

**Growth-Ready Design:** Built to support increasing workforce and operational demands.

**Sustainable Operations:** Energy-efficient technologies for reduced environmental impact.

**Collaborative Spaces:** Synergistic work environments promoting innovation and employee well-being.



©ATELIER(S) ALFONSO FEMIA srl AF517\*



**FOCUS ON MARKET TRENDS**

# THE ITALIAN EXCELLENCE AT THE TOP OF HIGH-END PROFESSIONAL AUDIO MARKET

## AT THE TOP OF THE PYRAMID

- **Top Leader** in the **high-end professional audio market**.
- Globally recognized **market setter of cutting-edge products**.
- Serving a diversified range of clients, both **professional customers** and **manufacturers**.
- **Since 1995 as a forefront player in the market**, set to face future challenges and to exploit new opportunities.

**PRO AUDIO**  
Loudspeaker, Amplifiers, Mixer,  
DSP Transducer & others

*Powersoft*

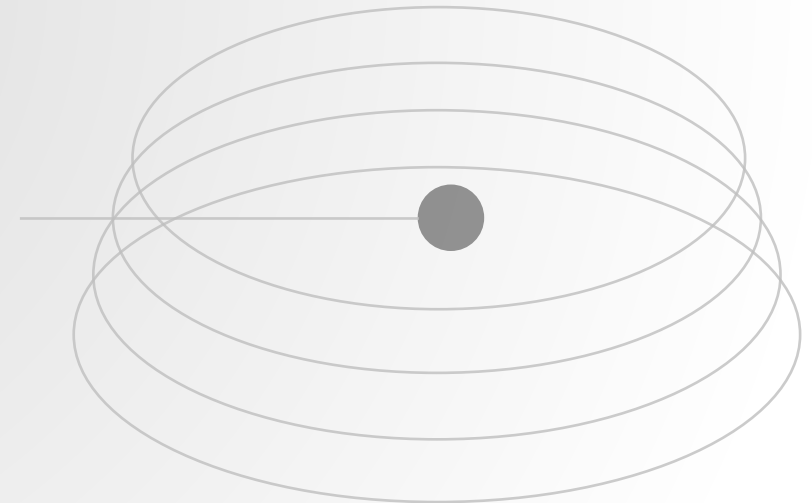

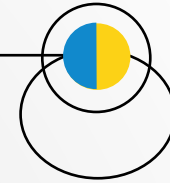
**K-ARRAY**  
Unique Audio Solutions

**MID MARKET (SEMI-PRO)**

Portable sound, Headset,  
microphones,  
Mixer Console & others

**MASS MARKET (CONSUMER)**

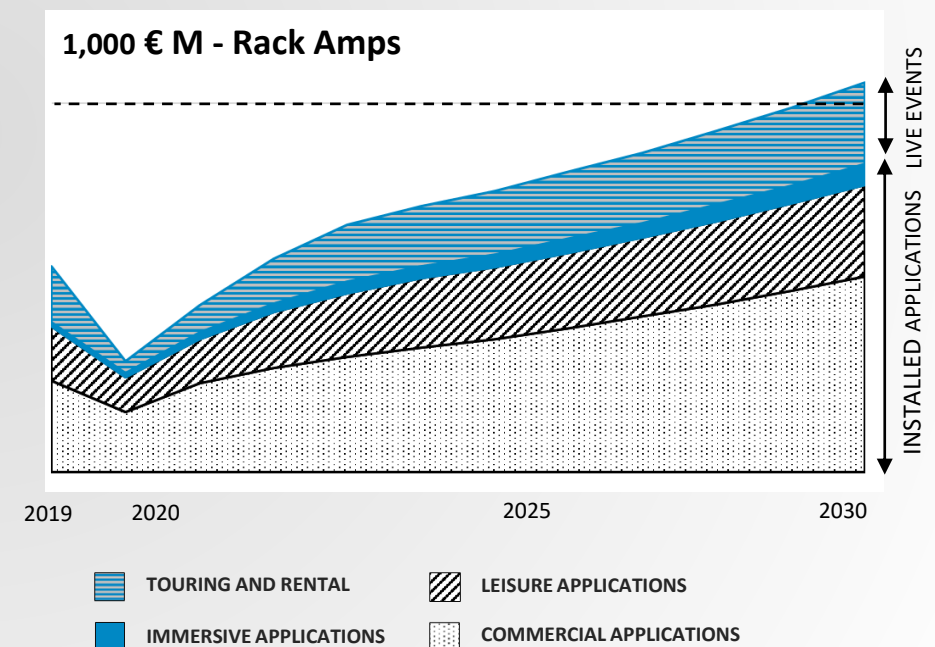
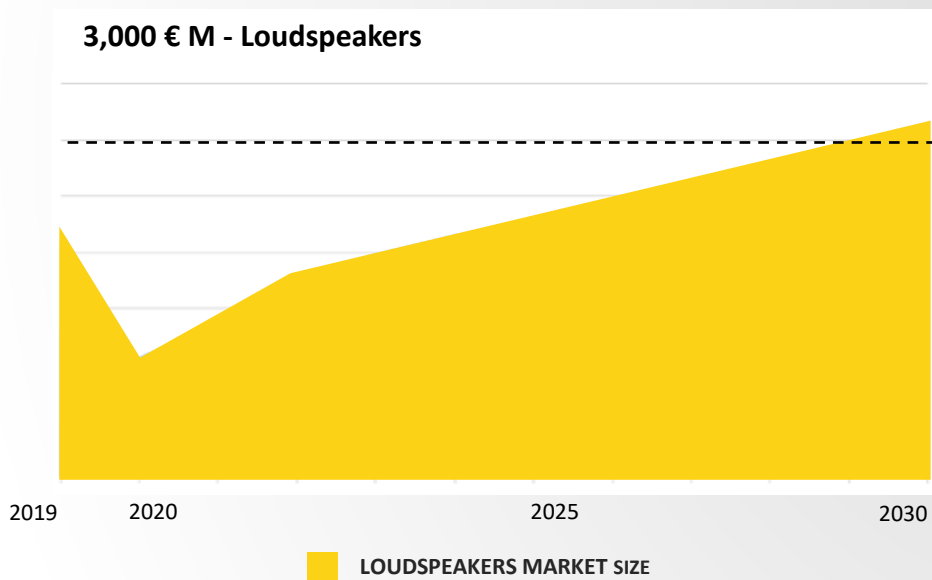
TV Speaker System, Headset, in ear  
audio set & others



# INCREASING FOCUS ON GROWING SEGMENTS


## REFERENCE MARKET FOR TARGET APPLICATIONS STEADILY GROWING IN NEXT 5 YEARS

- Powersoft has **outperformed the market** average over the past three years
- The Group's increased **focus on installed** market enables an optimistic outlook, given the market's significant size and growth potential.




# A MARKET WITH ROOM FOR GROWTH AND CONSOLIDATION

Main market players for company size and level of vertical integration of products and offered services



COMPETITORS



COMPETITORS AND PARTNERS





# FOCUS ON POWERSOFT GROUP FINANCIALS

# FY 2025 GROUP RESULTS KEY FACTS

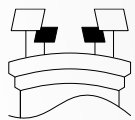


**Positive performance of Powersoft Group in FY 2025**, which includes the consolidation for nine months (April 1st - December 31st) of K-Array, which contributed € 19.7 M to Revenues and € 6.8 M to Adj. EBITDA for the period.

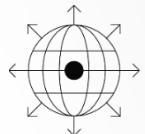


**Good performance of the main economic aggregates:**

- **Total Revenues at € 94.4 M** (+30.4% YoY)
- **Adj. EBITDA at € 27.0 M** (+33.4% YoY), sound **Adj. EBITDA margin** equal to **29.2%** from 28.3% in FY 2024
- **Net Profit at € 9.9 M** vs € 12.3 M in 2024 due to costs from K-Array acquisition and foreign exchange expense
- **NFP of € -38.3 M** due to the acquisition transaction and the consolidation of K-Array's NFP



**Significant growth in the North American market**, as the outcome of both the strategic measures implemented during 2024 and the decision to temporarily absorb the impact of tariffs in the first half of 2025.



**Bright outlook** thanks to the **synergies with K-Array** and the **consolidated long-term partnerships**.

# FOCUS ON FY 2025 INCOME STATEMENT

(thousands of Euro)

	31/12/2025	% on revenues	31/12/2024	% on revenues	% change
Revenues	92,347	100.0%	71,413	100.0%	29.3%
Other revenues	2,017	2.2%	949	1.3%	112.5%
<b>Total Revenues</b>	<b>94,364</b>		<b>72,362</b>		<b>30.4%</b>
Cost of sales	(45,138)	-48.9%	(37,255)	-52.2%	21.2%
Increases for internal work	1,735	1.9%	1,708	2.4%	1.6%
Commercial and marketing expenses	(12,392)	-13.4%	(6,508)	-9.1%	90.4%
General and administrative expenses	(20,112)	-21.8%	(13,741)	-19.2%	46.4%
<b>EBIT</b>	<b>18,457</b>	<b>20.0%</b>	<b>16,565</b>	<b>23.2%</b>	<b>11.4%</b>
Financial expenses	(5,032)	-5.4%	(445)	-0.6%	n.s.
Financial income	766	0.8%	966	1.4%	-20.7%
<b>EBT</b>	<b>14,192</b>	<b>15.4%</b>	<b>17,086</b>	<b>23.9%</b>	<b>-16.9%</b>
Income taxes	(4,267)	-4.6%	(4,740)	-6.6%	-10.0%
<b>Net Result</b>	<b>9,925</b>	<b>10.7%</b>	<b>12,346</b>	<b>17.3%</b>	<b>-19.6%</b>

(thousands of Euro)

	31/12/2025	% on revenues	31/12/2024	% on revenues	% change
<b>EBIT</b>	<b>18,457</b>	<b>20.0%</b>	<b>16,565</b>	<b>23.2%</b>	<b>11.4%</b>
Amortization and depreciation	5,354	5.8%	3,086	4.3%	73.5%
Allocations	289	0.3%	308	0.4%	-6.2%
<b>EBITDA</b>	<b>24,100</b>	<b>26.1%</b>	<b>19,960</b>	<b>28.0%</b>	<b>20.7%</b>
<b>Adjusted EBITDA*</b>	<b>27,006</b>	<b>29.2%</b>	<b>20,237</b>	<b>28.3%</b>	<b>33.4%</b>

- **Total Revenues** at € 94.4 M, **+30.4%** compared to € 72.4 M in 2024, driven by K-Array acquisition, which contributed € 19.7 M to revenues, and by the growth of U.S. market.
- **Cost of sales:** € 45.1 M, with a decreasing incidence on revenues YoY thanks to (i) a more advantageous product mix sold, (ii) higher sales price lists and (iii) the inclusion in the consolidation period of K-Array, which has a lower cost of sales impact, offsetting the negative effects resulting from the PPA process.
- **Commercial & marketing expenses and G&A** increased YoY due to the inclusion of K-Array, one-off expenses and costs related to the PPA process linked to the acquisition, and strengthening of the structure.
- **Adj. EBITDA:** € 27.0 M, **+33.4%** compared to € 20.2 M in 2024, with a € 6.8 M K-Array contribution.  
**Adj. EBITDA Margin: 29.2%** vs 28.3% in 2024
- **EBIT:** € 18.5 M, **+11.4%** vs € 16.6 M in 2024  
**EBIT Margin: 20.0%**
- **Financial expenses** increased due to interests on the loan taken out for the acquisition, the adverse impact of exchange rate fluctuations during the reporting period and the negative effects of the PPA process.
- **Net result:** € 9.9 M vs € 12.3 M in 2024

# FOCUS ON FINANCIAL INCOME AND EXPENSE

(thousands of Euro)

	31/12/2025	31/12/2024	Change	% change
Interest income and other financial income	319	372	(54)	-14%
Foreign exchange gain	447	593	(146)	-25%
<b>Total financial income</b>	<b>766</b>	<b>966</b>	<b>(199)</b>	<b>-21%</b>
Interest expense and other financial charge	(795)	(236)	(559)	237%
Foreign exchange losses	(1,121)	(209)	(911)	436%
Extraordinary operation	(3,116)	-	(3,116)	
<b>Total financial expense</b>	<b>(5,032)</b>	<b>(445)</b>	<b>(4,587)</b>	<b>1,030%</b>
<b>Total financial income and expense</b>	<b>(4,266)</b>	<b>520</b>	<b>(4,786)</b>	<b>-920%</b>
<b>Effects from K-Array acquisition</b>				
Dividends to minority stake (consolidated at 100%)	1,078	-	1,078	
Interest expense on acquisition loans	318	-	318	
FV Adjustments of financial liabilities and discounted interest	1,442	-	1,442	
Expense/income from K-Array US stake	279	-	279	
<b>Adjusted Total financial income and expense</b>	<b>(1,149)</b>	<b>520</b>	<b>(1,670)</b>	<b>-321%</b>

**Financials closed at negative € 4.3 million** compared to a positive € 0.5 million in 2024.

This change is mainly attributable to:

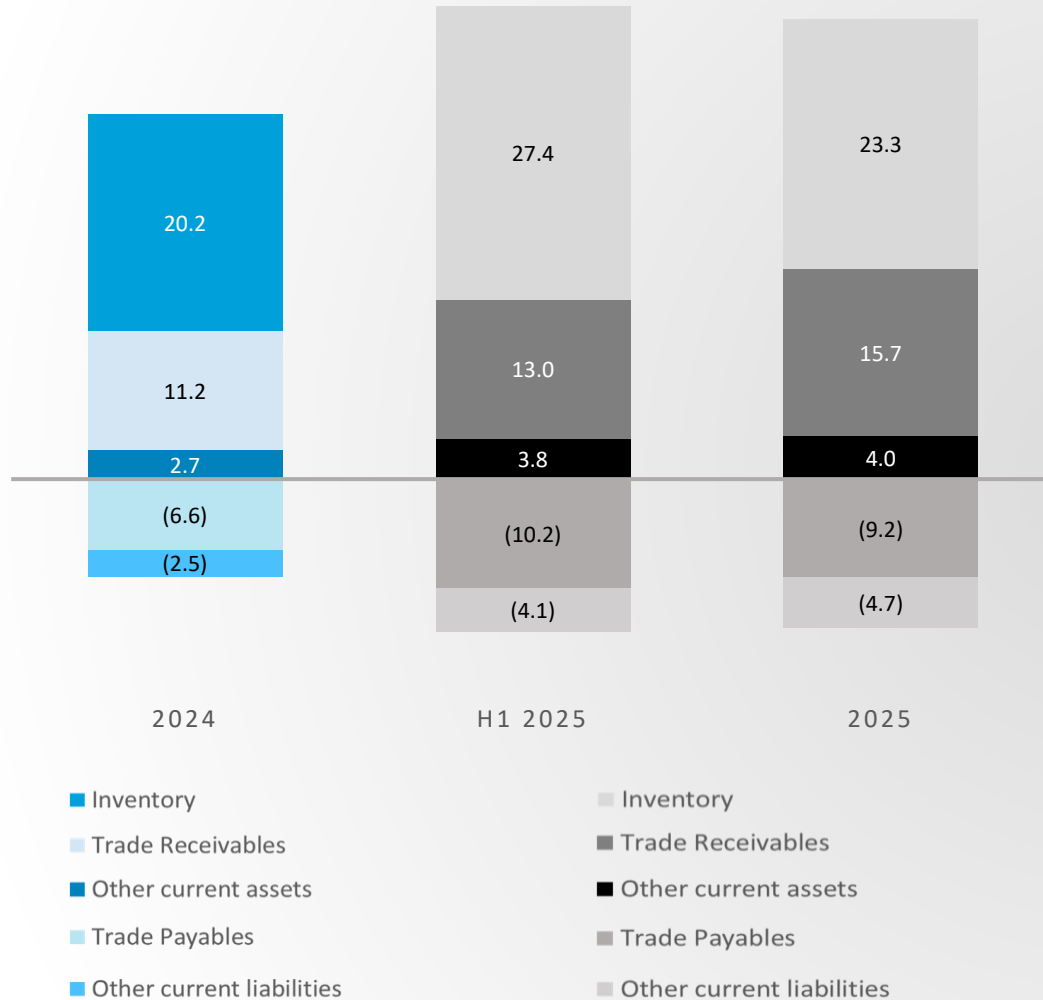
- € 1.1 million for negative effects deriving from the fluctuation of the exchange rate in the reference period, accentuated by the application of duties which influenced the USD value;
- € 0.3 million for interest on the loan taken out for the acquisition of K-Array;
- € 1.4 million for deferred price discounting interest, earn outs and put & call options connected to the aforementioned acquisition;
- € 1.1 million for dividends to minority stake.

# FOCUS ON FY 2025 BALANCE SHEET

<i>(thousands of Euro)</i>	31/12/2025	31/12/2024	Change	% change
Tangible fixed assets	2,176	1,674	501	29.9%
Assets from right of use	6,891	1,012	5,879	n.s.
Intangible fixed assets	18,580	2,249	16,331	n.s.
Financial fixed assets	2,692	-	2,902	0.0%
Goodwill	26,883	-	26,883	0.0%
<b>Fixed capital</b>	<b>57,221</b>	<b>4,935</b>	<b>52,496</b>	<b>n.s.</b>
Inventory	23,269	20,212	3,058	15.1%
Trade receivables	15,702	11,206	4,495	40.1%
Other current assets	4,042	2,660	1,344	50.5%
Trade payables	(9,152)	(6,649)	(2,504)	37.7%
Other current liabilities	(4,702)	(2,471)	(2,194)	88.8%
<b>Net working capital</b>	<b>29,158</b>	<b>24,959</b>	<b>4,199</b>	<b>16.8%</b>
Other non-current assets (liabilities)	(5,443)	(1,465)	(3,978)	n.s.
<b>Net capital employed</b>	<b>80,936</b>	<b>28,430</b>	<b>52,717</b>	<b>n.s.</b>
Cash and cash equivalents	16,994	7,504	9,490	126.5%
Financial assets	1,995	5,833	(3,838)	-65.8%
Non-current financial liabilities	(42,439)	(392)	(43,451)	n.s.
Non-current financial liabilities from rights of use	(5,809)	(265)	(5,544)	n.s.
Current financial liabilities	(7,875)	(1,753)	(4,718)	n.s.
Current financial liabilities from rights of use	(1,165)	(774)	(391)	50.5%
<b>Net financial position</b>	<b>(38,299)</b>	<b>10,153</b>	<b>(48,452)</b>	<b>n.s.</b>
Share capital	(1,345)	(1,313)	(32)	2,5%
Reserves	(31,367)	(24,924)	(6,443)	25.8%
Profit (loss) for the period	(9,925)	(12,346)	2,210	-17.9%
<b>Total equity</b>	<b>(42,637)</b>	<b>(38,583)</b>	<b>(4,265)</b>	<b>11.1%</b>
<b>Total sources</b>	<b>(80,936)</b>	<b>(28,430)</b>	<b>(52,717)</b>	<b>185.4%</b>

- **Fixed Capital: € 57.2 M** strongly increased mainly due to:
  - the goodwill arising from the purchase of K-Array;
  - the increase in assets from right of use and intangible fixed assets, resulting from the consolidation of K-Array.
- **Net working capital: € 29.2 M** increased YoY due to the consolidation of K-Array.
- **Net Financial Position: € -38.3 M** composed by:
  - Cash and cash equivalents of € 17.0 M;
  - Portfolio securities of € 2.0 M;
  - Financial liabilities of € 57.3 M, referring mainly to payables and liabilities arising from the acquisition of K-Array.
- **Consolidated equity** is equal to **€ 42.6 million** compared to € 38.6 million in 2024, due to the profit for the period and the capital increases.

# NET WORKING CAPITAL

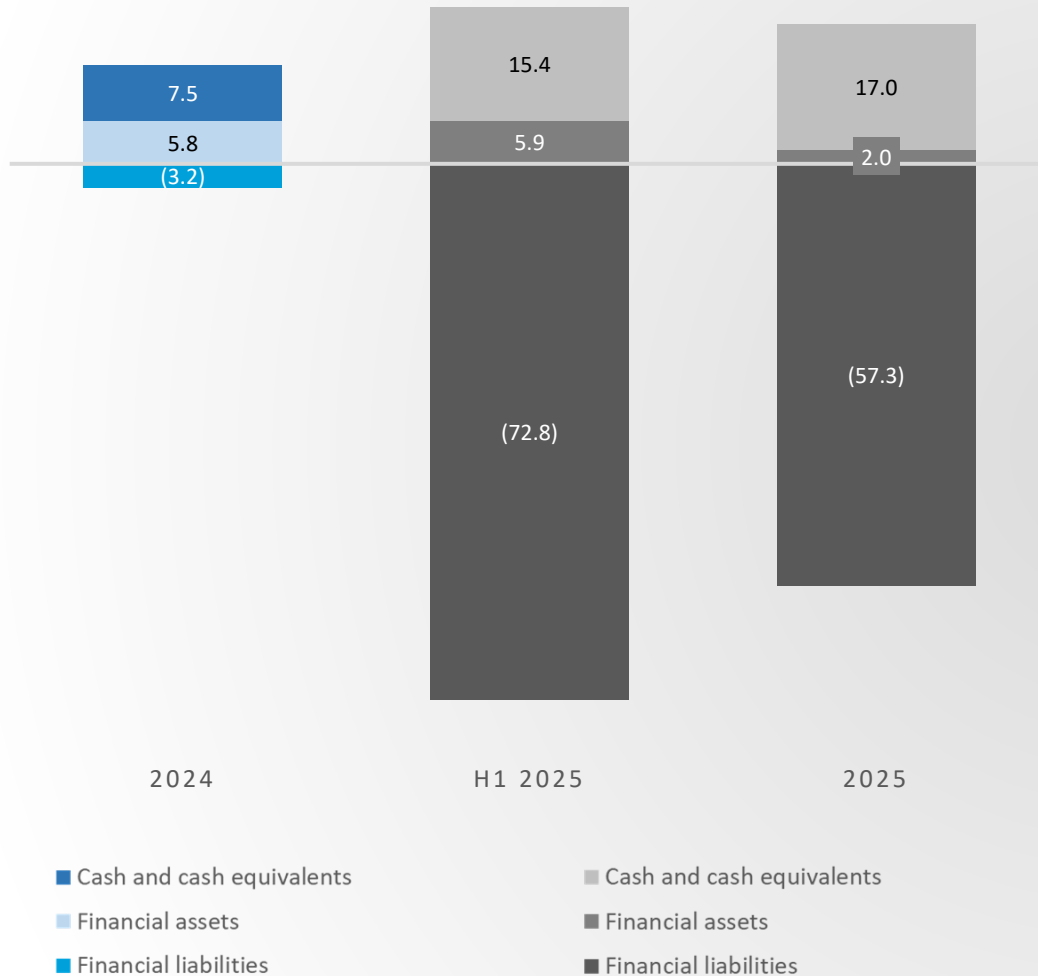


The **Net Working Capital as of 31 December 2025 is equal to € 29.2 million** in comparison with € 29.8 million as of 30 June 2025 and € 25.0 M as of 31 December 2024.

The **NWC slightly improved in comparison with 30 June 2025** due to the combined effect of:

- a decrease in inventory thanks to a more efficient use of stock and a reduction in purchases during the second half of the year;
- a slight reduction in trade payables and an increase in trade receivables related to a higher sales volume.

# IMPROVING NET FINANCIAL POSITION



The **Net Financial Position** as of **31 December 2025** is equal to **€ -38.3 million** in comparison with € -51.4 million as of 30 June 2025 and € 10.2 million as of 31 December 2024.

The **NFP improved by € 13 million in comparison with 30 June 2025:**

- Cash and cash equivalents: + € 1.6 million;
- Financial assets: - € 3.9 million due to partial disposal of securities;
- Financial liabilities: - € 15.5 million:
  - (i) - € 10.5 million in debt for dividends paid in July 2025;
  - (ii) - € 1.0 million in bank debt;
  - (iii) - € 3.5 million due to the final allocation of the PPA;
  - (iv) - € 0.6 million in financial debt for rights of use.

As of 31 December 2025, **financial liabilities** are mainly composed by:

- Bank loans of € 14.5 million;
- Discounted deferred price for 51% of K-Array of € 8.6 million;
- Discounted earn-out debt of € 7.2 million;
- Discounted debt for the put&call option to purchase the remaining 49% of K-Array of € 17.4 million;
- Liabilities for rights of use of € 6.9 million.

The background of the page is a complex, abstract pattern of thin, light gray lines. These lines are arranged in a series of overlapping, concentric, and slightly irregular circular or wave-like shapes that create a sense of depth and movement, resembling a stylized globe or a series of ripples.

APPENDIX

# GOVERNANCE

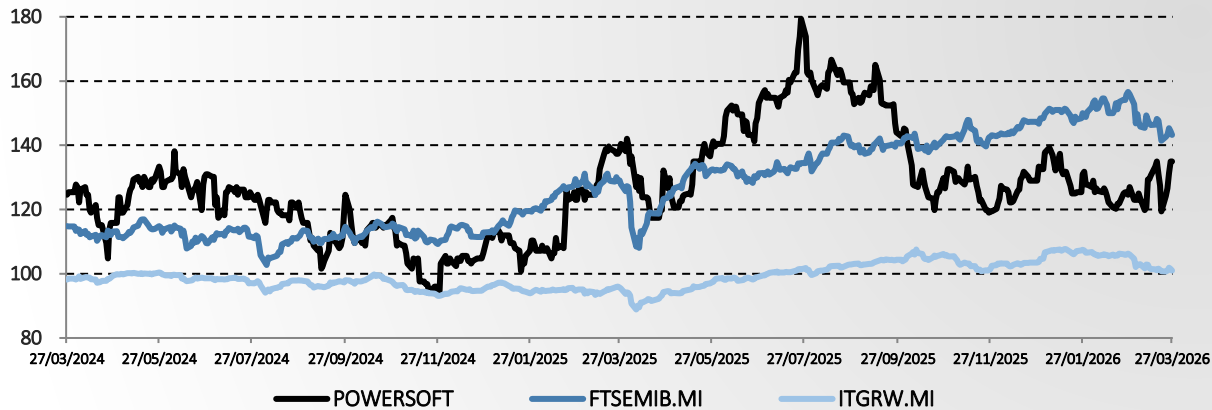
## BOARD OF DIRECTORS



## BOARD OF STATUTORY AUDITORS



## STOCK FIGURES



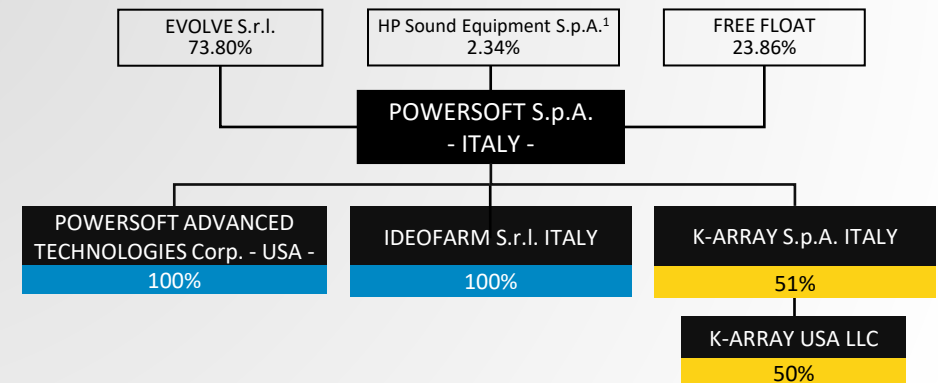
**IPO:** 17/12/2018  
**Shares:** 12,844,964  
**Market:** Euronext Growth Milan

**Price (27/03/2026):** € 17.00  
**Market Cap (27/03/2026):** ≈€ 204 M  
**Average Daily Volume YTD:** ≈ 3.5 K

AUDIT FIRM



## SHAREHOLDINGS AND GROUP ORGANIZATION CHART



# NOTABLE ARTISTS AND FESTIVALS WHO CHOOSE POWERSOFT

- AC/DC
- ANDREA BOCELLI
- BEYONCÉ
- BLACK EYED PEAS
- BRUNO MARS
- CALVIN HARRIS
- CAPAREZZA
- COLDPLAY
- DAVID GUETTA
- DRAKE
- ED SHEERAN
- ELTON JOHN
- EMINEM
- FOO FIGHTERS
- IRON MAIDEN
- JAMIROQUAI
- JAY-Z
- JUSTIN TIMBERLAKE
- KATY PERRY
- KENDRICK LAMAR
- LADY GAGA
- LAURA PAUSINI
- MADONNA
- MARTIN GARRIX
- METALLICA
- MUSE
- RADIOHEAD
- RED HOT CHILI PEPPERS
- SHAWN MENDES
- SIA
- TAYLOR SWIFT
- THE ROLLING STONES
- THE WEEKND
- U2
- VASCO ROSSI
- ZUCCHERO
- BURNING MAN
- COACHELLA
- ELECTRIC DAISY CARNIVAL
- EUROVISION SONG CONTEST
- GLASTONBURY FESTIVAL
- LES DUNES ELECTRONIQUES
- LOLLAPALOOZA
- ROCK IN RIO
- ROCKIN' 1000
- ROSKILDE FESTIVAL
- TOMORROWLAND
- ULTRA MUSIC FESTIVAL
- AND MANY MORE...

# SOME OF OUR INSTALLATIONS AROUND THE WORLD

- ALLIANZ ARENA
- ARENA CORINTHIANS
- AUDI DOME
- BEIJING NATIONAL STADIUM
- BEITEDDINE PALACE
- BURBERRY
- CERN
- CITY OF DREAMS
- CLUB CUBIC
- DOMINO'S PIZZA
- DORTMUND STADIUM
- ESTADIO BBVA BANCOMER
- FISERV FORUM
- GELORA BUNG KARNO STADIUM
- GOOGLE CAMPUS
- GRAND THEATRE DE QUEBEC
- HARD ROCK STADIUM MIAMI
- LA CIGALE
- LAS VEGAS SPHERE
- MADISON SQUARE GARDEN
- MCDONALD'S
- MERCEDES-BENZ STADIUM
- NRG STADIUM
- PALA ALPITOUR
- PPG PAINTS ARENA
- QUDOS BANK ARENA
- RED BULL ARENA
- ROYAL ALBERT HALL
- ROYAL DANISH OPERA HOUSE
- SAPPORO DOME
- SCOTIABANK ARENA
- SINGAPORE SPORTS HUB
- STAPLES CENTER
- SYDNEY OPERA HOUSE
- T-MOBILE ARENA
- WEMBLEY STADIUM
- AND MANY MORE...

# SOME OF K-ARRAY INSTALLATIONS AROUND THE WORLD

## RESIDENTIAL

- THE CAMELLIAS INDIA
- DAVID GUETTA'S HOUSE MIAMI
- SPRING PONDS UK
- ICEBERG CANADA
- BURTON'S HOUSE CANADA
- AIRA'S HOUSE MALAYSIA
- RICHARD BRANSON'S HOUSE BVI
- 32 WATCH WAY
- ST BARTH'S

## CRUISE SHIPS

- VIKING
- DISNEY
- COSTA ATLANTICA
- COSTA PACIFICA
- P&O PACIFIC ADVENTURE

CORPORATE PRESENTATION

## BROADCAST STUDIO

- THE VOICE
- X FACTOR
- CHINA CCTV CENTER
- FIFA WORLD CUP DOHA
- F1 MEDIA
- FOX SUPERBOWL - US

## RESTAURANTS AND CAFES

- THE MAINE MAYFAIR LONDON
- SA CAPELLA IBIZA
- DANIEL BOULUD NY
- MEDUZA MEDITERRANIA NY
- REINE & LA RUE MELBOURNE
- GUCCI GARDEN
- THE SAVOY GRILL
- FOUR SEASONS FLORENCE
- BEAUTY & ESSEX LAS VEGAS
- QASR AL SULTAN DUBAI
- STANDARD DINING CLUB BRASIL
- MIGAS BEIJIN
- SOUK MADINAT BOARDWALK
- BAYSIDE MIAMI
- NOBU & ARMANI MILANO

## CORPORATE

- TIK TOK CHINA
- GOOGLE
- META
- LUXOTTICA ITALY
- JLL SINGAPORE
- SABIC SAUDI
- PFIZER NY
- ARMSTRONG HQ
- LEFT LANE CAPITAL
- PAVION
- DELOITTE BOSTON
- RED BULL HQ AUSTRIA

# TOP POWERSOFT PRODUCTS

# TOP K-ARRAY PRODUCTS

UNICA  
PLATFORM



Third-generation amplifier platform

GH4



High-performance, ultra-compact point source satellite speaker

MEZZO



Compact half rack unit amplifier

VYPER



Ultra-flat loudspeaker line

DC-RIDER




DC-powered compact OEM amplifier

PINNACLE



Integrated, self-powered, lightweight, plug and play speaker systems

MOVER



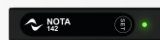
Patented low-frequency transducer

ANAKONDA



Lightweight and able to take any form revolutionary speaker

NOTA 142



Ultra-compact PoE/PoE+ amplifier

LYZARD



Compact speakers without compromising the aesthetics or the sound

# DISCLAIMER

“This Presentation contains certain forward-looking statements. Forward-looking statements concern future circumstances and results and other statements that are not historical facts, sometimes identified by the words "believes," "expects," "predicts," "intends," "projects," "plans," "estimates," "aims," "foresees," "anticipates," "targets," and similar expressions. The forward-looking statements contained in this Presentation, including assumptions, opinions and views of Powersoft S.p.A. (“**Powersoft**” or the “**Company**”) or cited from third party sources, are solely opinions and forecasts reflecting current views with respect to future events and plans, estimates, projections and expectations which are uncertain and subject to risks. Market data used in this Presentation not attributed to a specific source are estimates of the Company and have not been independently verified. These statements are based on certain assumptions that, although reasonable at this time, may prove to be erroneous. By their nature, forward-looking statements involve a number of risks, uncertainties and assumptions that could cause actual results or events to differ materially from those expressed or implied by the forward-looking statements. If certain risks and uncertainties materialize, or if certain underlying assumptions prove incorrect, the Company may not be able to achieve its financial targets and strategic objectives. A multitude of factors which are in some cases beyond the Company’s control can cause actual events to differ significantly from any anticipated development. Forward-looking statements contained in this Presentation regarding past trends or activities should not be taken as a representation that such trends or activities will continue in the future. No one undertakes any obligation to update or revise any forward-looking statements, whether as a result of new information, future events or otherwise. Market data used in this Presentation not attributed to a specific source are estimates of the Company and have not been independently verified. Forward-looking statements speak only as of the date of this Presentation and are subject to change without notice. No representations or warranties, express or implied, are given as to the achievement or reasonableness of, and no reliance should be placed on, any forward-looking statements, including (but not limited to) any projections, estimates, forecasts or targets contained herein. Powersoft does not undertake to provide any additional information or to remedy any omissions in or from this Presentation. Powersoft does not intend, and does not assume any obligation, to update industry information or forward-looking statements set forth in this Presentation. This presentation does not constitute a recommendation regarding the securities of the Company.

This Presentation is not an offer, or a solicitation of an offer, to buy, sell or exchange any securities in Italy, pursuant to Section 1, letter (t) and letter (v) of Legislative Decree no. 58 of February 24, 1998, or in any other country or state and is not a prospectus or an offer document within the meaning of Italian laws and regulations.

\*\*\*

It should be noted that the audit of the Draft Financial Statements has not yet been finalised and that the Independent Auditors' Report will therefore be made available within the terms required by law. It should be also noted that Income Statement and Balance Sheet shown in this Presentation are reclassified and not subject to audit by the Independent Auditors.”



Powersoft S.p.A.  
Via Enrico Conti,5  
50018 Scandicci  
 [www.powersoft.com](http://www.powersoft.com)



Euronext Growth Advisor  
Banca Finnat  
+39 39 06 69933215

Specialist  
Intermonte SIM S.p.A.  
+39 02 771151

Corporate Broker  
Alantra Capital Markets  
+39 02 63671601



IR Manager  
Massimo Ghedini  
[ir@powersoft.com](mailto:ir@powersoft.com)  
Ph. +39 055 7350230

IR Advisor  
Vincenza Colucci – CDR Communication  
[vincenza.colucci@cdr-communication.it](mailto:vincenza.colucci@cdr-communication.it)  
M. +39 335 6909547  
Eleonora Nicolini – CDR Communication  
[eleonora.nicolini@cdr-communication.it](mailto:eleonora.nicolini@cdr-communication.it)  
M. +39 333 9773749