

The background features a complex pattern of overlapping, thin, light gray circles that create a mesh-like effect across the entire image. The circles vary in size and are positioned to create a sense of depth and movement.

Powersoft

HUMAN AUDIO EXPERIENCE

A background pattern of overlapping, thin, light gray circles that create a complex, web-like structure across the entire page.

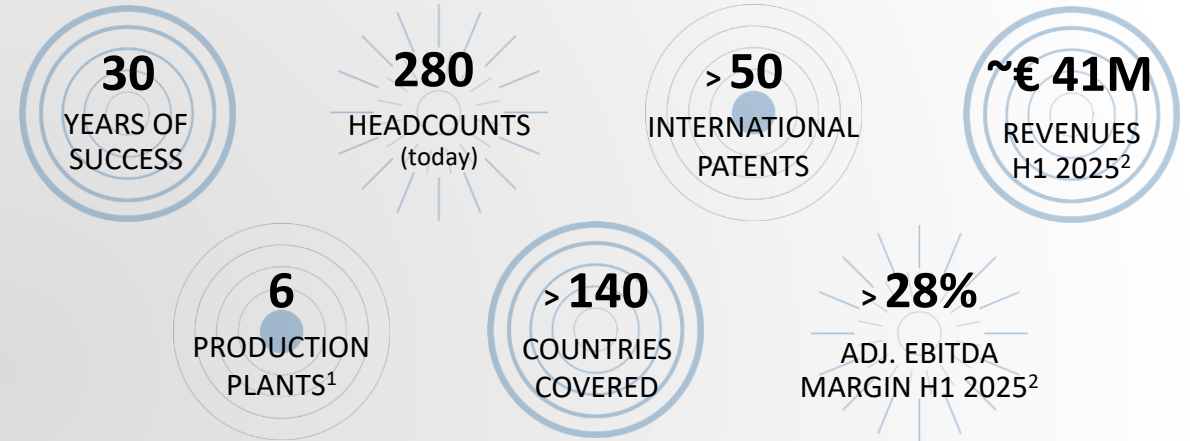
**ELEVATING HUMAN AUDIO EXPERIENCE
WITH THE WORLD'S FINEST TECHNOLOGY**

POWERSOFT GROUP AT A GLANCE

BRIEF DESCRIPTION

- Established in 1995 in Scandicci (Florence, Italy) by Luca and Claudio Lastrucci and Antonio Peruch, **Powersoft is a global leader in professional audio technologies.**
- Powersoft develops and manufactures **high-efficiency amplifiers, signal processing platforms, and transducer solutions**, all designed and engineered in-house.
- In 2025 **Powersoft acquired K-array**, expanding its portfolio **with premium loudspeaker systems** and adding over 100 skilled professionals.
- Driven by innovation and Made-in-Italy excellence, **Powersoft sets new standards in professional sound with patented, cutting-edge technologies.**

KEY HIGHLIGHTS



HISTORY

1995 - 1998

1998 - 2008

2008 - 2018

DEC 17-2018

2025

TOWARDS

BIRTH AND DEVELOPMENT

COMPANY GROWTH

MULTINATIONAL GROUP

IPO

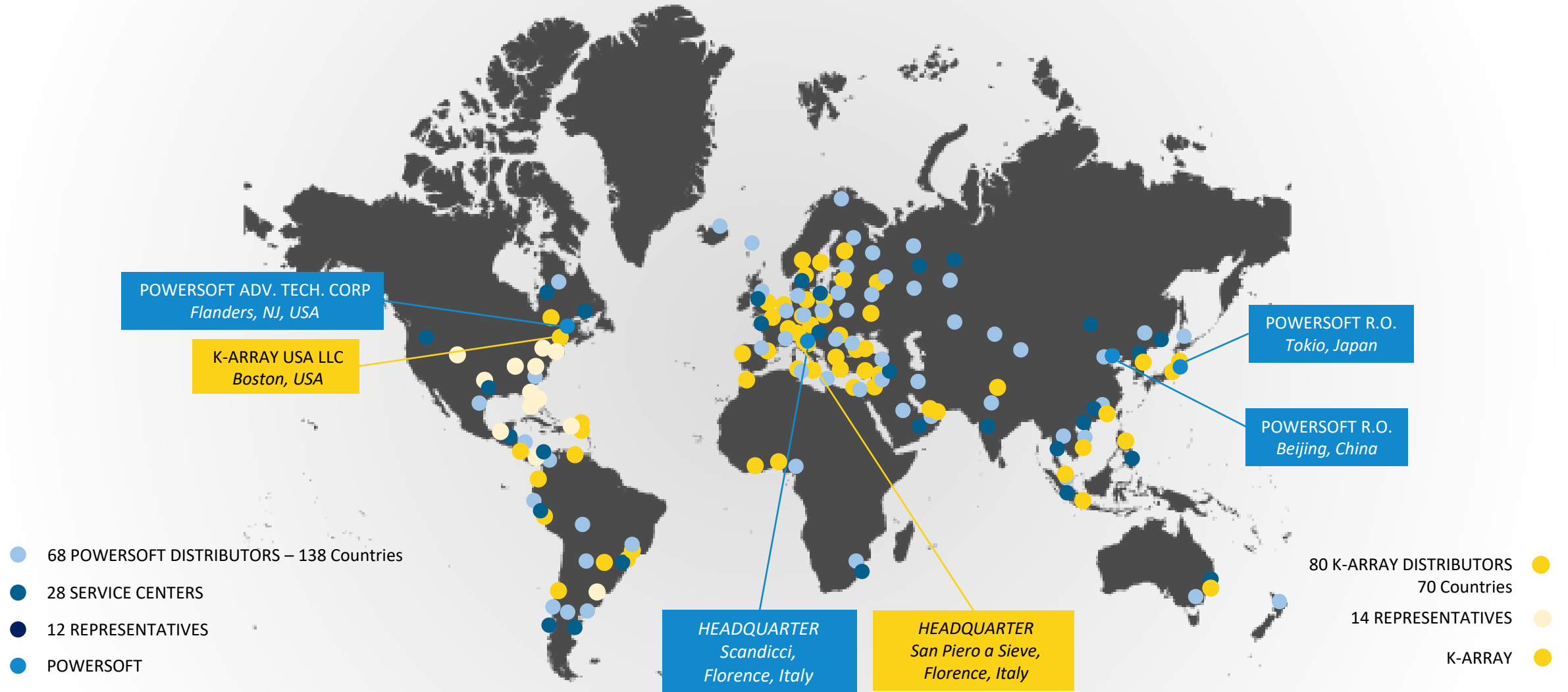
K-ARRAY ACQUISITION

MARKET CONSOLIDATION & EXPANSION INTO EMERGING ONES

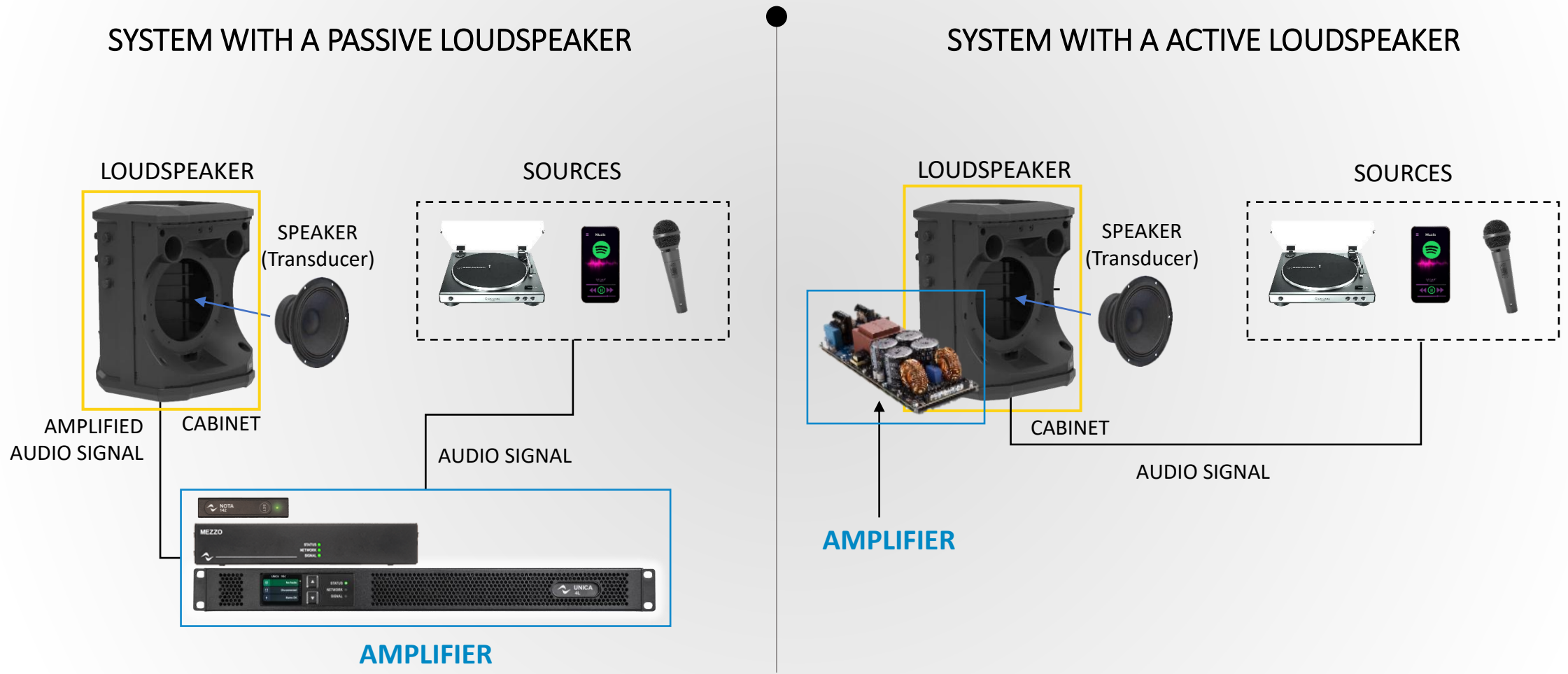
1) 4 production plants are in outsourcing,

2) H1 2025 Revenues and Adj. EBITDA Margin with 3 months of contribution of K-Array.

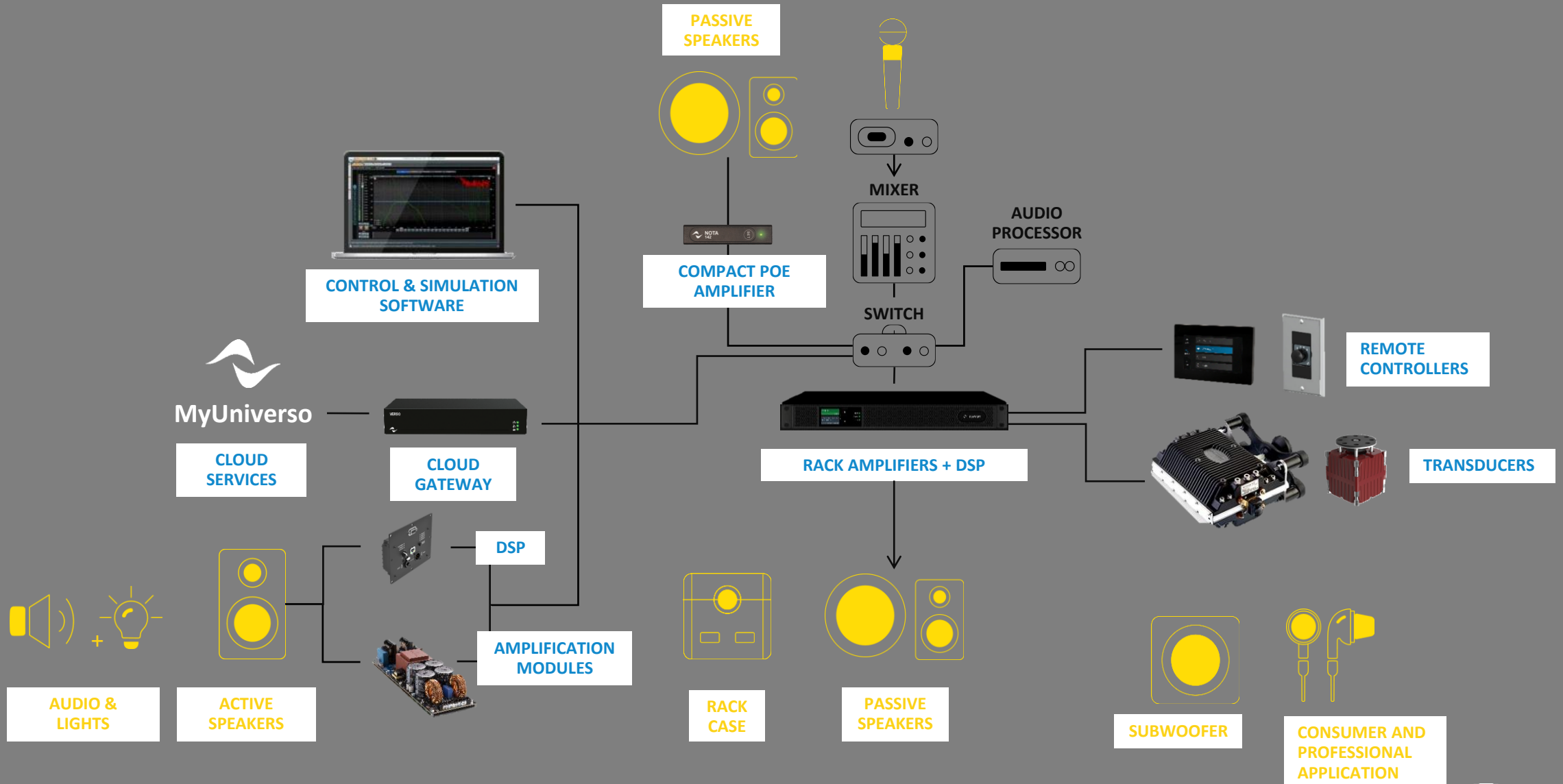
GLOBAL SALES & COMMERCIAL STRUCTURE



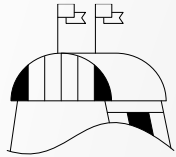
THE AMPLIFIER IS NOT A SPEAKER WHICH IS NOT A LOUDSPEAKER. LET'S CLARIFY.



SOLUTION PROVIDER ALONG THE ENTIRE VALUE CHAIN




GLOBAL MARKET SEGMENTS



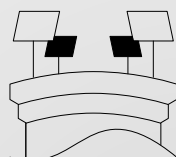
CONVENTION
& EXHIBITION
CENTERS



AIRPORTS &
TRANSPORTATION
HUBS



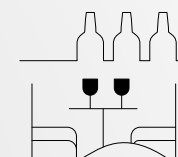
THEME PARKS &
ATTRACTIONS




STADIUMS
& ARENAS



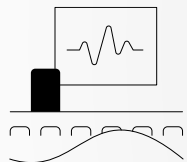
CORPORATE SPACES
& SHOWROOMS




HO.RE.CA



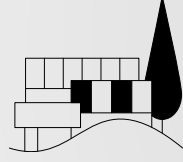
LUXURY RESIDENTIAL
& YACHTS



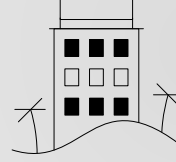
CONFERENCE HALLS
& BOARD ROOMS



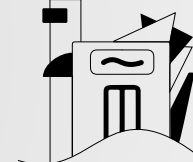
HOUSES OF
WORSHIP



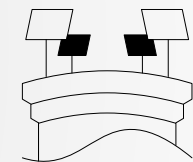
INDUSTRIAL &
COMMERCIAL
APPLICATIONS



HOTELS &
RESORTS



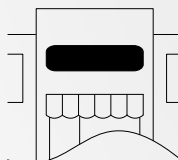
IMMERSIVE & DESIGNER
INSTALLATIONS



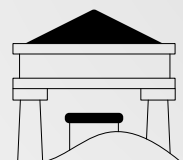
LIFESTYLE &
EXPERIENTIAL SPACES



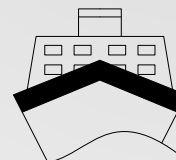
AUTOMOTIVE



RETAIL & SHOPPING
MALLS



MUSEUMS &
THEATRES



CRUISE SHIPS



TRANSPORTATION



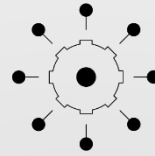
BROADCAST
& STUDIOS

THREE PILLAR STRATEGY TO KEEP THE GROUP GROWING



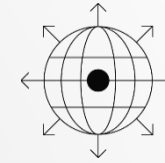
FOCUS ON INNOVATION AND NEW TECHNOLOGIES

- **Top level R&D** laboratory
- **Strong R&D team** also thanks to **K-Array** acquisition
- Powersoft's **Ideofarm growth accelerator** to support new projects and innovative technologies
- **Environmentally friendly products** Small sizes, huge power, super efficient



FROM PRODUCT COMPANY TO SOLUTION PROVIDER

- **Integration of K-Array**
- **Complete solution offering**
- **Proprietary solutions designed** for specific target applications
- **Cloud-native IOT products** to offer custom-related services
- **Software based services** to exploit **upselling/cross-selling potential (cloud services)**
- **Partnership** for the expansion of the product/service catalogue



STRENGTHENING OF PRESENCE IN STRATEGIC MARKETS

- **Boost presence in US** thanks to the strengthening of the commercial structure and business opportunities
- **Partnerships** with strategic players to enter new markets
- **New opportunities in the automotive and transportation industry**
- Direct presence in China, Japan, Middle East

INTEGRATED AND SCALABLE BUSINESS MODEL

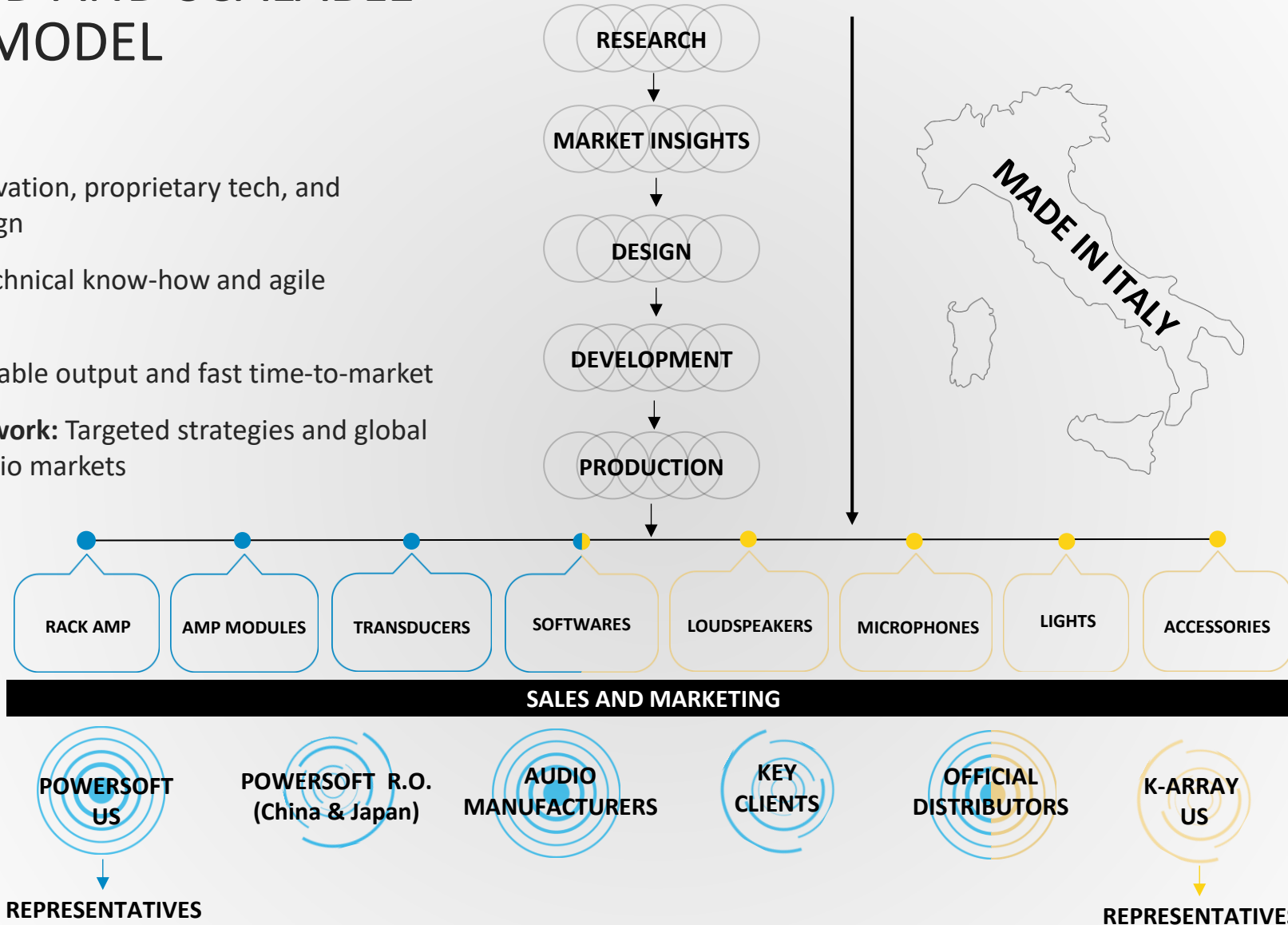
CORE STRENGTHS

Integrated R&D: Innovation, proprietary tech, and versatile product design

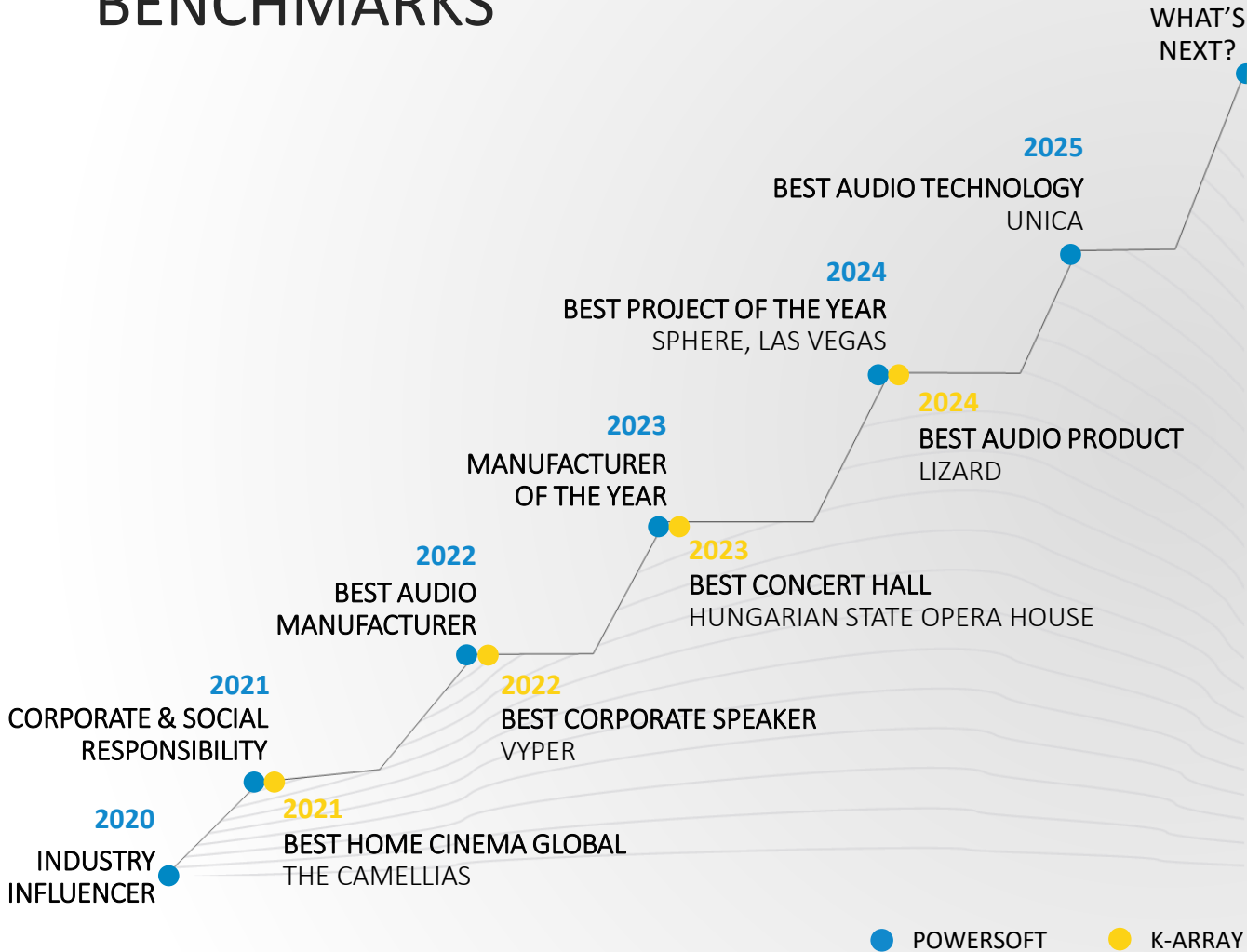
Smart Purchasing: Technical know-how and agile supply chain

Lean Production: Scalable output and fast time-to-market

Diversified Sales Network: Targeted strategies and global reach in premium audio markets



REDEFINING THE PRO AUDIO INDUSTRY BY SETTING NEW BENCHMARKS



CLAUDIO LASTRUCCI
Powersoft

ALESSANDRO TATINI
K-Array

~50

INTERNATIONAL PATENTS



Powersoft's own growth accelerator to support new projects and innovative technologies.

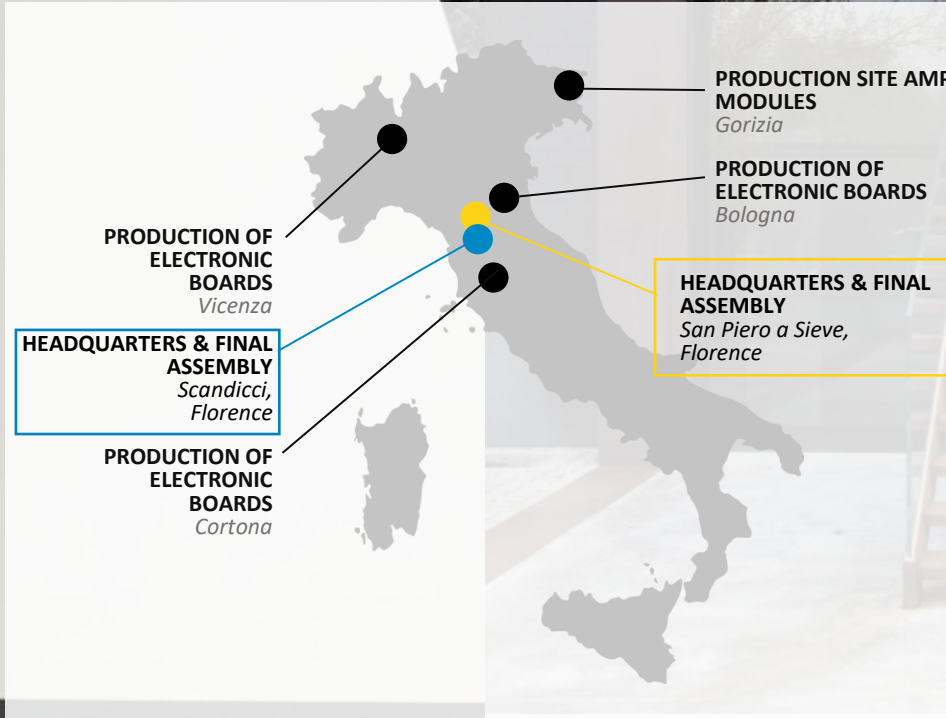

65

R&D PERSONNEL (24% OF EMPLOYEES)

4.3M

4.4% OF REVENUES INVESTED IN R&D IN FY 2024

MADE IN ITALY EXCELLENCE



ESTABLISHING PARTNERSHIPS WITH STRATEGIC PLAYERS

FORGING ALLIANCES WITH STRATEGIC STAKEHOLDERS STANDS AS A PIVOTAL TACTIC FOR EXPANDING INTO NEW MARKETS



Powersoft announced a technology partnership with **Ferrari S.p.A.**



Powersoft announced its contribution in the Immersive Sound of **Sphere** in Las Vegas



Powersoft announced a partnership with **Cohesion**, part of Clair Global Group, the biggest rental company in the world



K-array per Samsung **Luxury LED For Home Cinema**



David Guetta testimonial of K-array's sound solutions

NEW POWERSOFT HQ

HUMAN AUDIO EXPERIENCE CENTER


Centralized Efficiency: Enhanced collaboration and cost savings through unified corporate functions.

Innovation Hub: A global center for cutting-edge audio technology and development.

Growth-Ready Design: Built to support increasing workforce and operational demands.

Sustainable Operations: Energy-efficient technologies for reduced environmental impact.

Collaborative Spaces: Synergistic work environments promoting innovation and employee well-being.



©ATELIER(S) ALFONSO FEMIA srl AF517*



FOCUS ON MARKET TRENDS

THE ITALIAN EXCELLENCE AT THE TOP OF HIGH-END PROFESSIONAL AUDIO MARKET

AT THE TOP OF THE PYRAMID

- Top Leader in the **high-end professional audio market**.
- Globally recognized **market setter of cutting-edge products**.
- Serving a diversified range of clients, both **professional customers** and **manufacturers**.
- **30 years as a forefront player in the market**, set to face future challenges and to exploit new opportunities.

PRO AUDIO
Loudspeaker, Amplifiers, Mixer,
DSP Transducer & others

Powersoft

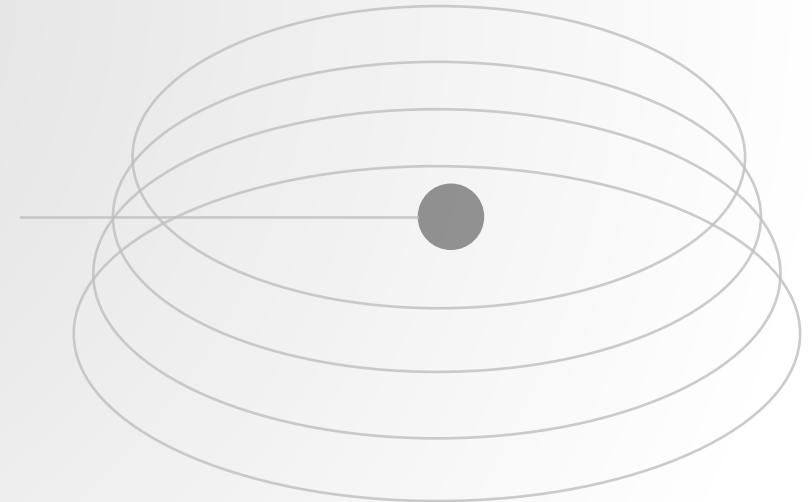

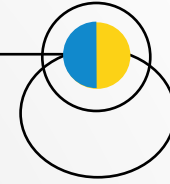
K-ARRAY
Unique Audio Solutions

MID MARKET (SEMI-PRO)

Portable sound, Headset,
microphones,
Mixer Console & others

MASS MARKET (CONSUMER)

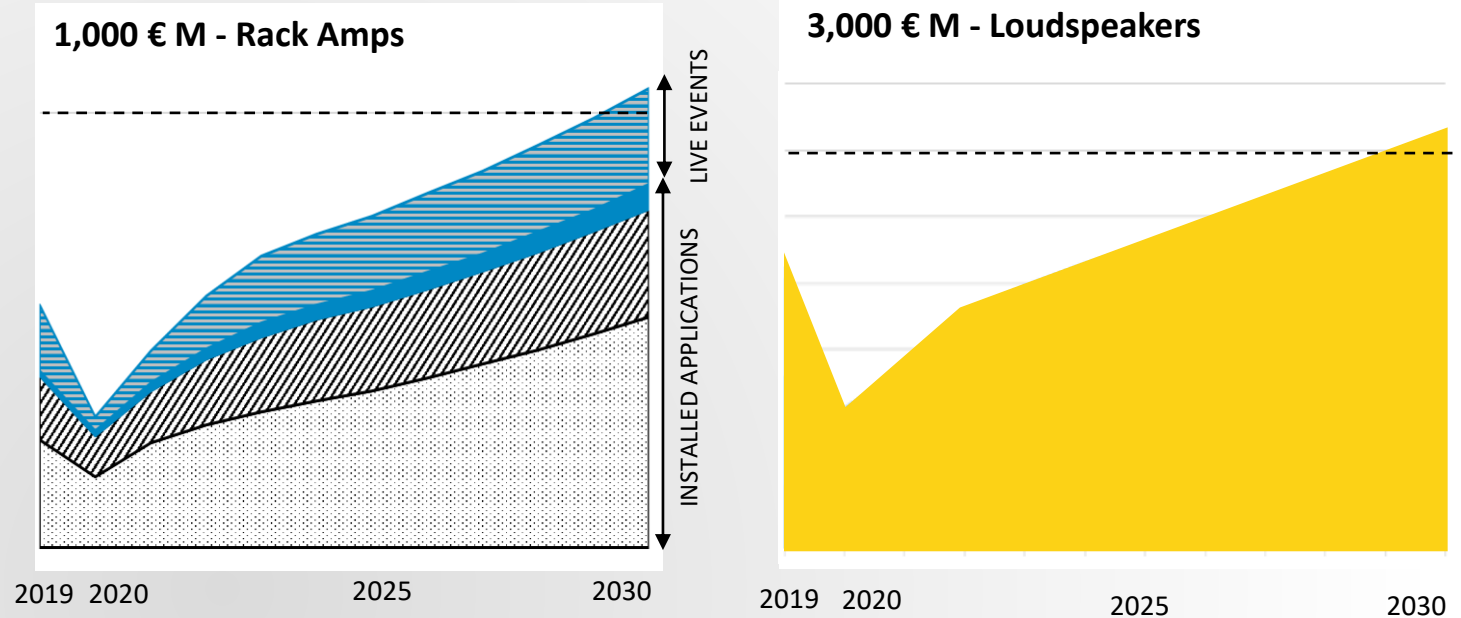
TV Speaker System, Headset, in ear
audio set & others



INCREASING FOCUS ON GROWING SEGMENTS

REFERENCE MARKET FOR TARGET APPLICATIONS STEADILY GROWING IN NEXT 5 YEARS

- **Powersoft outperforming** vs market average in the past 3 years
- Company **stronger focus on installed business** allows **optimistic forecast** considering relevant market size and growth
- **Business opportunities** in immersive applications confirm brand strength and growing awareness in leisure installed vertical markets



- TOURING AND RENTAL:** GROWING DEMAND AFTER LONG SUFFERING
- IMMERSIVE APPLICATIONS:** GROWING QUICKLY, NICHE MARKET
- LEISURE APPLICATIONS:** SOLID GROWTH DUE TO LONG TERM PROJECTS FOR LARGE VENUES
- COMMERCIAL APPLICATIONS:** CONSTANT RELEVANT GROWTH EXPECTED IN THE NEXT FEW YEARS
- LOUDSPEAKERS MARKET SIZE:** STRONG DEVELOPMENT OUTLOOK OVER THE COMING YEARS


Data source: Powersoft elaboration based on primary research panels
Data is related to reference market for Powersoft-branded rack amplifiers and transducers (modules excluded)

A MARKET WITH ROOM FOR GROWTH AND CONSOLIDATION

Main market players for company size and level of vertical integration of products and offered services



COMPETITORS



COMPETITORS AND CLIENTS





FOCUS ON POWERSOFT GROUP FINANCIALS

H1 2025 GROUP RESULTS KEY FACTS

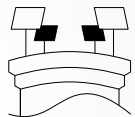


Solid performance of Powersoft Group in H1 2025, which also includes the consolidation for three months (April 1st - June 30) of K-Array, which contributed € 6.2 M to revenues and € 2.0 M to ADJ EBITDA for the period.

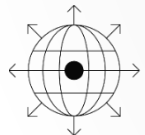


Good performance of the main economic aggregates:

- **Total Revenues at € 41.1 M** (+11.3% YoY)
- **Adj. EBITDA at € 11.5 M** (+15.6% YoY), sound **Adj. EBITDA margin** equal to **28.2%** from 27.2% in H1 2024
- **Net Profit at € 5.2 M** vs € 6.3 M in H1 2024 due to foreign exchange expense and costs from K-Array acquisition
- **NFP of € -51.4 M** due to the acquisition transaction and the payables to shareholders related to the dividend payment of € 10.5 M (0.82 €/share) settled on July 30, 2025.



Significant growth in the North American market, as the outcome of both the strategic measures implemented during 2024 and the decision to temporarily absorb the impact of tariffs, which helped offset weaker results in other regions, as Europe and China.



Bright outlook thanks to solid long-term partnerships.

FOCUS ON H1 2025 INCOME STATEMENT

(thousands of Euro)

| | 30/06/2025 | % on revenues | 30/06/2024 | % on revenues | % change |
|-------------------------------------|---------------|---------------|---------------|---------------|---------------|
| Revenues | 40,651 | 100.0% | 36,471 | 100.0% | 11.5% |
| Other revenues | 431 | 1.1% | 438 | 1.2% | -1.6% |
| Total Revenues | 41,082 | | 36,909 | | 11.3% |
| Cost of sales | (18,610) | -45.8% | (19,240) | -52.8% | -3.3% |
| Increases for internal work | 871 | 2.1% | 807 | 2.2% | 8.0% |
| Commercial and marketing expenses | (5,306) | -13.1% | (3,064) | -8.4% | 73.2% |
| General and administrative expenses | (9,033) | -22.2% | (6,947) | -19.0% | 30.0% |
| EBIT | 9,003 | 22.1% | 8,465 | 23.2% | 6.4% |
| Financial expenses | (1,884) | -4.6% | (161) | -0.4% | n.s. |
| Financial income | 493 | 1.2% | 372 | 1.0% | 32.6% |
| EBT | 7,612 | 18.7% | 8,676 | 23.8% | -12.3% |
| Income taxes | (2,380) | -5.9% | (2,395) | -6.6% | -0.6% |
| Net Result | 5,232 | 12.9% | 6,281 | 17.2% | -16.7% |

(thousands of Euro)

| | 30/06/2025 | % on revenues | 30/06/2024 | % on revenues | % change |
|------------------------|---------------|---------------|--------------|---------------|--------------|
| EBIT | 9,003 | 22.1% | 8,462 | 23.3% | 6.4% |
| Amortization | 1,959 | 4.8% | 1,444 | 4.0% | 35.6% |
| Provisions | 144 | 0.4% | - | 0.0% | - |
| EBITDA | 11,106 | 27.3% | 9,906 | 27.2% | 12.1% |
| Adjusted EBITDA | 11,453 | 28.2% | 9,906 | 27.2% | 15.6% |

- **Total Revenues** at € 41.1 M, **+11.3%** compared to € 36.9 M in H1 2024, driven by K-Array acquisition, which contributed € 6.2 M to revenues, and by the growth of U.S. market.
- **Cost of sales:** € 18.6 M, a **decrease of 3.3%** vs H1 2024 thanks to (i) a more advantageous product mix sold, (ii) higher sales price lists and (iii) the inclusion in the consolidation period of K-Array, which has a lower cost of sales impact.
- **Commercial and marketing expenses and G&A** increased YoY due to the inclusion of K-Array in the consolidation period, extraordinary one-off expenses related to the acquisition, and strengthening of the structure.
- **Adj. EBITDA:** € 11.5 M, **+15.6%** compared to € 9.9 M in H1 2024, with a € 2.0 M K-Array contribution.
Adj. EBITDA Margin 28.2%
- **EBIT:** € 9.0 M, up slightly vs € 8.5 M in H1 2024
EBIT Margin 22.1%
- **Financial expenses** increased due to interests on the loan taken out for the acquisition and the adverse impact of exchange rate fluctuations during the reporting period.
- **Net result:** € 5.2 M vs € 6.3 M in H1 2024

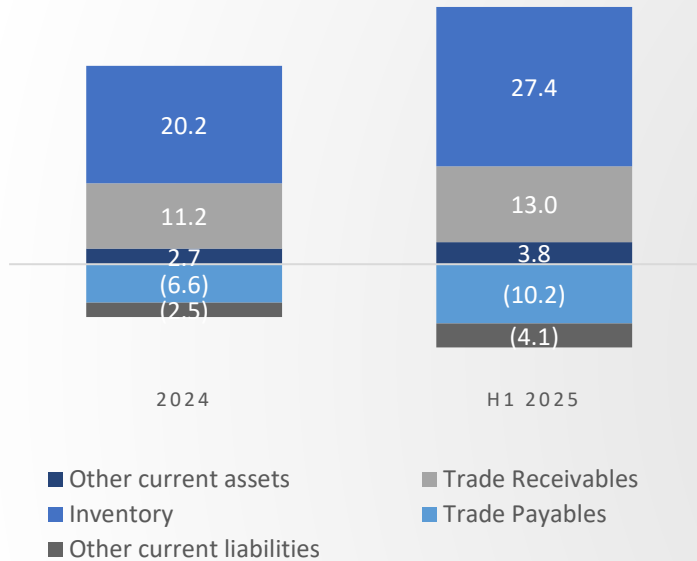
FOCUS ON H1 2025 BALANCE SHEET

| <i>(thousands of Euro)</i> | 30/06/2025 | 31/12/2024 | Change | % change |
|--|-----------------|-----------------|-----------------|---------------|
| Tangible fixed assets | 2,047 | 1,674 | 373 | 22.2% |
| Assets from right of use | 7,516 | 1,012 | 6,504 | n.s. |
| Intangible fixed assets | 6,364 | 2,249 | 4,115 | n.s. |
| Financial fixed assets | 1,273 | - | 1,273 | 0.0% |
| Goodwill | 44,838 | - | 44,838 | 0.0% |
| Fixed capital | 62,038 | 4,935 | 57,103 | n.s. |
| Inventory | 27,428 | 20,212 | 7,216 | 35.7% |
| Trade receivables | 12,975 | 11,206 | 1,768 | 15.8% |
| Other current assets | 3,799 | 2,660 | 1,139 | 42.8% |
| Trade payables | (10,247) | (6,649) | (3,598) | 54.1% |
| Other current liabilities | (4,144) | (2,471) | (1,673) | 67.7% |
| Net working capital | 29,811 | 24,959 | 4,852 | 19.4% |
| Other non-current assets (liabilities) | (2,362) | (1,465) | (897) | 61.3% |
| Net capital employed | 89,487 | 28,430 | 61,058 | n.s. |
| Cash and cash equivalents | 15,443 | 7,504 | 7,939 | 105.8% |
| Financial assets | 5,919 | 5,833 | 86 | 1.5% |
| Non-current financial liabilities | (48,247) | (392) | (47,855) | n.s. |
| Non-current financial liabilities from rights of use | (6,423) | (265) | (6,158) | n.s. |
| Current financial liabilities | (16,997) | (1,753) | (15,243) | n.s. |
| Current financial liabilities from rights of use | (1,117) | (774) | (343) | 44.3% |
| Net financial position | (51,422) | 10,153 | (61,575) | n.s. |
| Share capital | (1,345) | (1,313) | (32) | 2.5% |
| Reserves | (31,489) | (24,924) | (6,564) | 26.3% |
| Profit (loss) for the period | (5,232) | (12,346) | 7,114 | -57.6% |
| Total equity | (38,066) | (38,583) | 517 | -1.3% |
| Total sources | (89,487) | (28,430) | (61,058) | 214.8% |

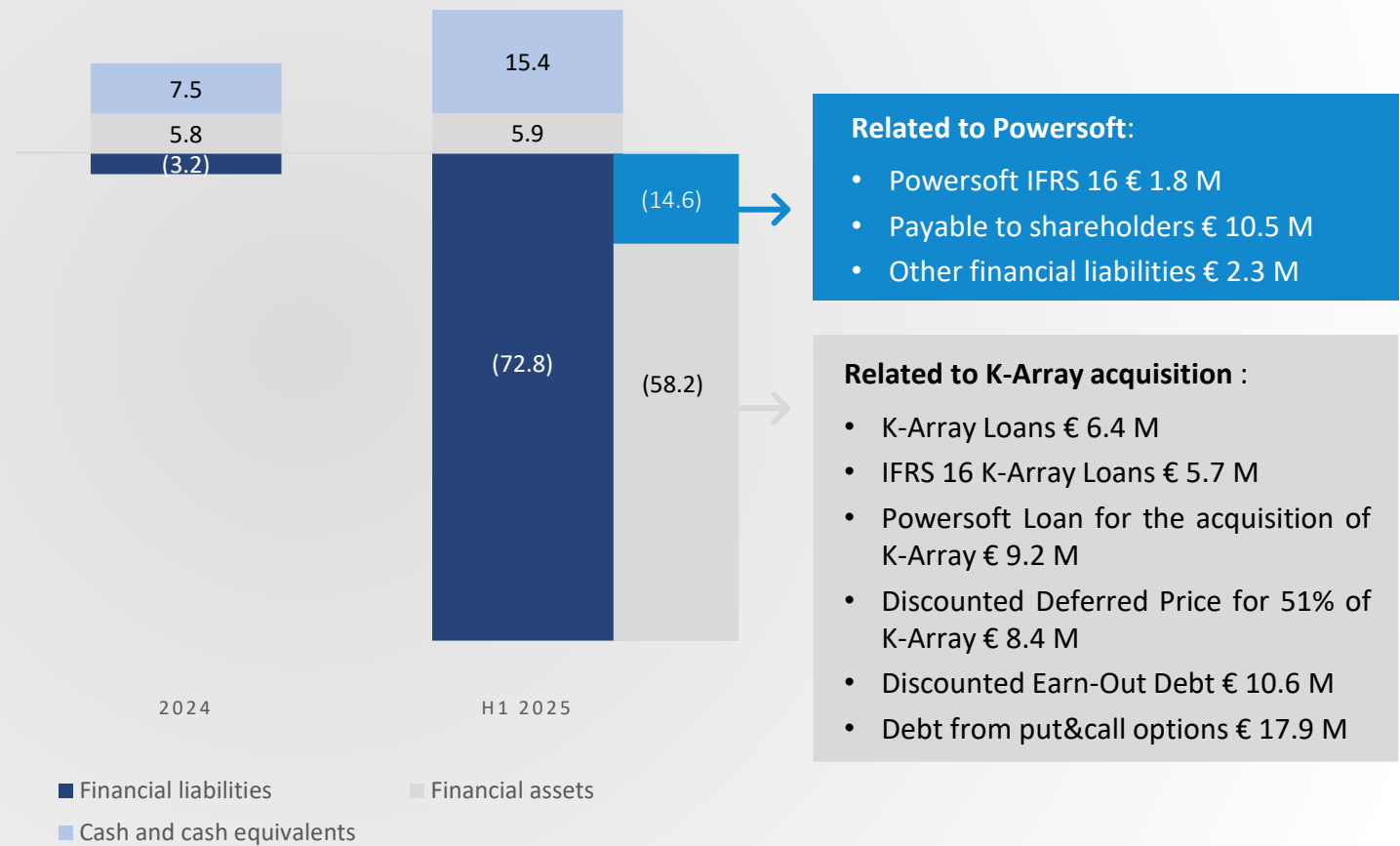
- **Fixed Capital: € 62.0 M** strongly increased mainly due to:
 - the provisional goodwill arising from the purchase of K-Array;
 - the increase in assets from right of use and intangible fixed assets, resulting from the consolidation of K-Array.
- **Net working capital: € 29.8 M** increased YoY due to the consolidation of K-Array, whose balance sheet structure reflects a different ratio of current assets to current liabilities.
- **Net Financial Position: € -51.4 M** composed by:
 - Cash and cash equivalents of € 15.4 M;
 - Portfolio securities of € 5.9 M;
 - Financial liabilities of € 72.8 M, referring mainly to:
 - payables and liabilities arising from the acquisition of K-Array;
 - payables to shareholders related to the dividend payment of € 10.5 M (0.82 €/share) approved by the Shareholders' Meeting on April 16, 2025 and settled on July 30, 2025.

SOUND BALANCE SHEET

NET WORKING CAPITAL €/M



NET FINANCIAL POSITION €/M



NWC at € 29.8 M in H1 2025 vs € 25.0 M in FY 2024 because of the consolidation of K-Array, whose balance sheet structure reflects a different ratio of current assets to current liabilities.

The background of the page is a complex, abstract pattern of thin, light gray lines. These lines are arranged in a series of overlapping, concentric, and slightly irregular circular or wave-like shapes that create a sense of depth and movement. The overall effect is a textured, organic-looking background.

APPENDIX

GOVERNANCE

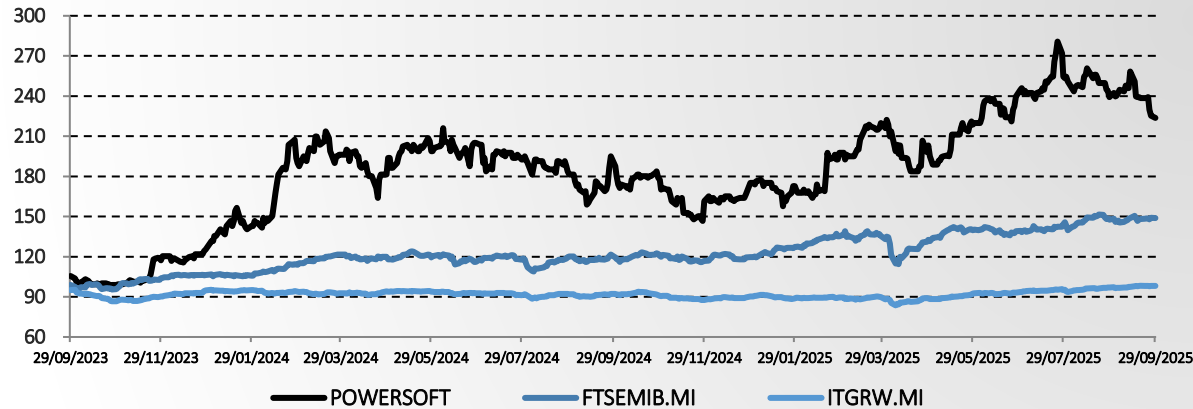
BOARD OF DIRECTORS



BOARD OF STATUTORY AUDITORS



STOCK FIGURES



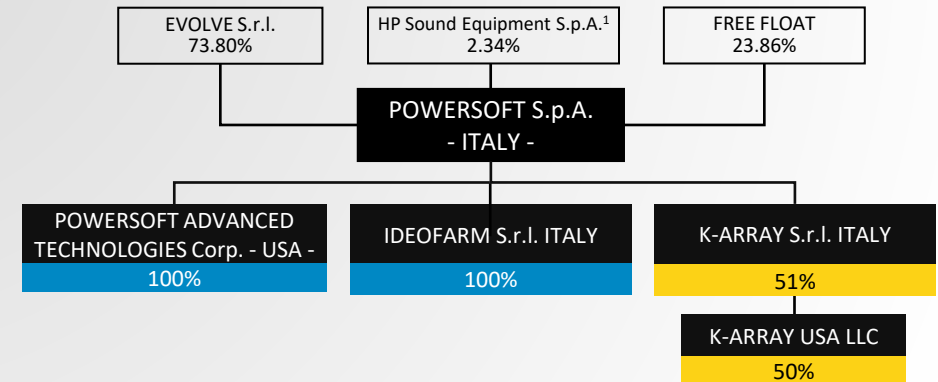
IPO: 17/12/2018
Shares: 12,844,964
Market: Euronext Growth Milan

Price (29/09/2025): € 18.00
Market Cap (29/09/2025): ≈€ 231 M
Average Daily Volume YTD: ≈ 5.4 K

AUDIT FIRM



SHAREHOLDINGS AND GROUP ORGANIZATION CHART



NOTABLE ARTISTS AND FESTIVALS WHO CHOOSE POWERSOFT

- AC/DC
- Andrea Bocelli
- Beyoncé
- Black Eyed Peas
- Bruno Mars
- Calvin Harris
- Caparezza
- Coldplay
- David Guetta
- Drake
- Ed Sheeran
- Elton John
- Eminem
- Foo Fighters
- Iron Maiden
- Jamiroquai
- Jay-Z
- Justin Timberlake
- Katy Perry
- Kendrick Lamar
- Lady Gaga
- Laura Pausini
- Madonna
- Martin Garrix
- Metallica
- Muse
- Radiohead
- Red Hot Chili Peppers
- Shawn Mendes
- Sia
- Taylor Swift
- The Rolling Stones
- The Weeknd
- U2
- Vasco Rossi
- Zucchero
- Burning Man
- Coachella
- Electric Daisy Carnival
- Eurovision Song Contest
- Glastonbury Festival
- Les Dunes Electroniques
- Lollapalooza
- Rock in Rio
- Rockin' 1000
- Roskilde Festival
- Tomorrowland
- Ultra Music Festival
- And many more...

SOME OF OUR INSTALLATIONS AROUND THE WORLD

- Allianz Arena
- Arena Corinthians
- Audi Dome
- Beijing National Stadium
- Beiteddine Palace
- Burberry
- CERN
- City of Dreams
- Club Cubic
- Domino's Pizza
- Dortmund Stadium
- Estadio BBVA Bancomer
- Fiserv Forum
- Gelora Bung Karno Stadium
- Google Campus
- Grand Theatre de Quebec
- Hard Rock Stadium Miami
- La Cigale
- Las Vegas Sphere
- Madison Square Garden
- McDonald's
- Mercedes-Benz Stadium
- NRG Stadium
- Pala Alpitour
- PPG Paints Arena
- Qudos Bank Arena
- Red Bull Arena
- Royal Albert Hall
- Royal Danish Opera House
- Sapporo Dome
- Scotiabank Arena
- Singapore Sports Hub
- Staples Center
- Sydney Opera House
- T-Mobile Arena
- Wembley Stadium
- And many more...

SOME OF K-ARRAY INSTALLATIONS AROUND THE WORLD

RESIDENTIAL

- THE CAMELLIAS INDIA
- DAVID GUETTA'S HOUSE MIAMI
- SPRING PONDS UK
- ICEBERG CANADA
- BURTON'S HOUSE CANADA
- AIRA'S HOUSE MALAYSIA
- RICHARD BRANSON'S HOUSE BVI
- 32 WATCH WAY
- ST BARTH'S

RESTAURANTS AND CAFES

- THE MAINE MAYFAIR LONDON
- SA CAPELLA IBIZA
- DANIEL BOULUD NY
- MEDUZA MEDITERRANIA NY
- REINÉ & LA RUE MELBOURNE
- GUCCI GARDEN
- THE SAVOY GRILL
- BEAUTY & ESSEX LAS VEGAS
- QASR AL SULTAN DUBAI
- STANDARD DINING CLUB BRASIL
- MIGAS BEIJIN
- SOUK MADINAT BOARDWALK
- BAYSIDE MIAMI
- NOBU & ARMANI MILANO

CRUISE SHIPS

- VIKING
- DISNEY
- COSTA ATLANTICA
- COSTA PACIFICA
- P&O PACIFIC ADVENTURE

BROADCAST STUDIO

- THE VOICE
- X FACTOR
- CHINA CCTV CENTER
- FIFA WORLD CUP DOHA
- F1 MEDIA
- FOX SUPERBOWL - US

CORPORATE

- TIK TOK CHINA
- GOOGLE
- META
- LUXOTTICA ITALY
- JLL SINGAPORE
- SABIC SAUDI
- PFIZER NY
- ARMSTRONG HQ
- LEFT LANE CAPITAL
- PAVION
- DELOITTE BOSTON
- RED BULL HQ AUSTRIA

CORPORATE PRESENTATION

TOP POWERSOFT PRODUCTS

UNICA
PLATFORM



Third-generation amplifier platform

TOP K-ARRAY PRODUCTS

RUMBLE



Ultra-compact and powerful bass system

MEZZO



Compact half rack unit amplifier

VYPER



Ultra-flat loudspeaker line

DC-RIDER




DC-powered compact OEM amplifier

PINNACLE



Integrated, self-powered, lightweight, plug and play speaker systems

MOVER



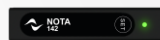
Patented low-frequency transducer

ANAKONDA



Lightweight and able to take any form revolutionary speaker

NOTA 142



Ultra-compact PoE/PoE+ amplifier

LYZARD



Compact speakers without compromising the aesthetics or the sound

DISCLAIMER

“This Presentation contains certain forward-looking statements. Forward-looking statements concern future circumstances and results and other statements that are not historical facts, sometimes identified by the words "believes," "expects," "predicts," "intends," "projects," "plans," "estimates," "aims," "foresees," "anticipates," "targets," and similar expressions. The forward-looking statements contained in this Presentation, including assumptions, opinions and views of Powersoft S.p.A. (“**Powersoft**” or the “**Company**”) or cited from third party sources, are solely opinions and forecasts reflecting current views with respect to future events and plans, estimates, projections and expectations which are uncertain and subject to risks. Market data used in this Presentation not attributed to a specific source are estimates of the Company and have not been independently verified. These statements are based on certain assumptions that, although reasonable at this time, may prove to be erroneous. By their nature, forward-looking statements involve a number of risks, uncertainties and assumptions that could cause actual results or events to differ materially from those expressed or implied by the forward-looking statements. If certain risks and uncertainties materialize, or if certain underlying assumptions prove incorrect, the Company may not be able to achieve its financial targets and strategic objectives. A multitude of factors which are in some cases beyond the Company’s control can cause actual events to differ significantly from any anticipated development. Forward-looking statements contained in this Presentation regarding past trends or activities should not be taken as a representation that such trends or activities will continue in the future. No one undertakes any obligation to update or revise any forward-looking statements, whether as a result of new information, future events or otherwise. Market data used in this Presentation not attributed to a specific source are estimates of the Company and have not been independently verified. Forward-looking statements speak only as of the date of this Presentation and are subject to change without notice. No representations or warranties, express or implied, are given as to the achievement or reasonableness of, and no reliance should be placed on, any forward-looking statements, including (but not limited to) any projections, estimates, forecasts or targets contained herein. Powersoft does not undertake to provide any additional information or to remedy any omissions in or from this Presentation. Powersoft does not intend, and does not assume any obligation, to update industry information or forward-looking statements set forth in this Presentation. This presentation does not constitute a recommendation regarding the securities of the Company.

This Presentation is not an offer, or a solicitation of an offer, to buy, sell or exchange any securities in Italy, pursuant to Section 1, letter (t) and letter (v) of Legislative Decree no. 58 of February 24, 1998, or in any other country or state and is not a prospectus or an offer document within the meaning of Italian laws and regulations.

It should be noted that the audit of the Draft Financial Statements has not yet been finalised and that the Independent Auditors' Report will therefore be made available within the terms required by law. It should be also noted that Income Statement and Balance Sheet shown in this Presentation are reclassified and not subject to audit by the Independent Auditors.”



Powersoft S.p.A.
Via Enrico Conti,5
50018 Scandicci
 www.powersoft.com



Euronext Growth Advisor
Banca Finnat
+39 39 06 69933215

Specialist
Banca Profilo S.p.A.
+39 02 584081

Corporate Broker
Alantra Capital Markets
+39 02 63671601



IR Manager
Massimo Ghedini
ir@powersoft.com
Ph. +39 055 7350230

IR Advisor
Vincenza Colucci – CDR Communication
vincenza.colucci@cdr-communication.it
M. +39 335 6909547
Eleonora Nicolini – CDR Communication
eleonora.nicolini@cdr-communication.it
M. +39 333 9773749