

The background of the image features a complex pattern of overlapping, thin, light gray circles. These circles are arranged in a way that they create a series of smaller, interlocking shapes, resembling a woven or mesh-like texture. The overall effect is a subtle, geometric design that frames the central text.

***Powersoft***

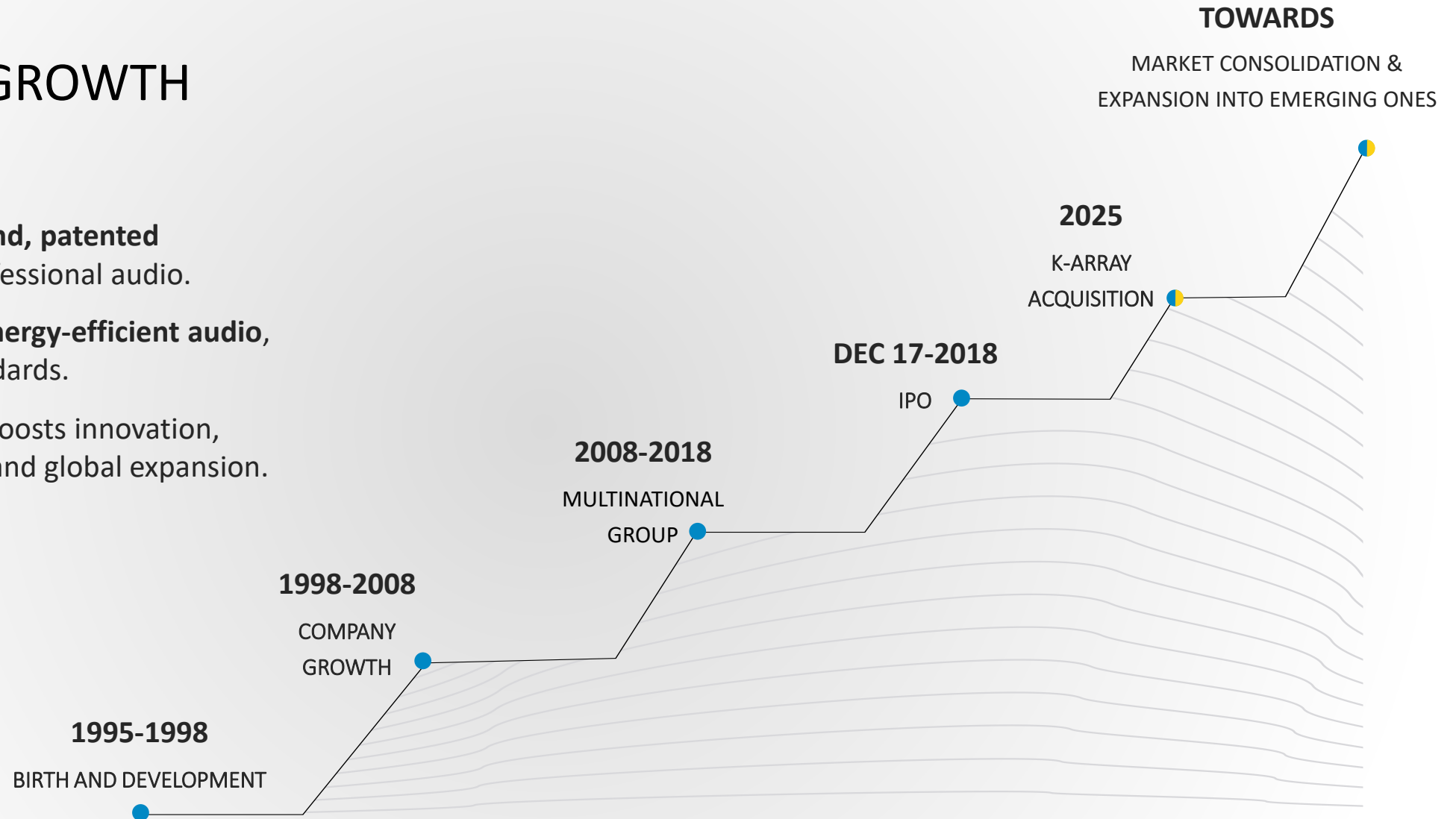
**HUMAN AUDIO EXPERIENCE**

A background pattern of overlapping, light gray circles of varying sizes, creating a complex, web-like structure that resembles sound waves or a network.

**ELEVATING HUMAN AUDIO EXPERIENCE  
WITH THE WORLD'S FINEST TECHNOLOGY**

# A HISTORY OF CONSISTENT GROWTH

- Specialized in **high-end, patented technologies** for professional audio.
- Global **pioneers in energy-efficient audio**, setting industry standards.
- **K-array acquisition** boosts innovation, complete solutions, and global expansion.

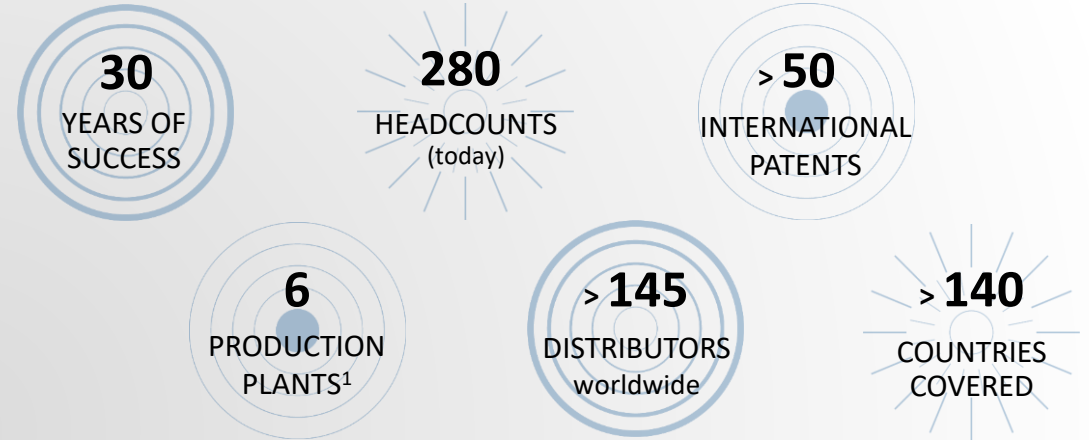


# POWERSOFT GROUP AT A GLANCE

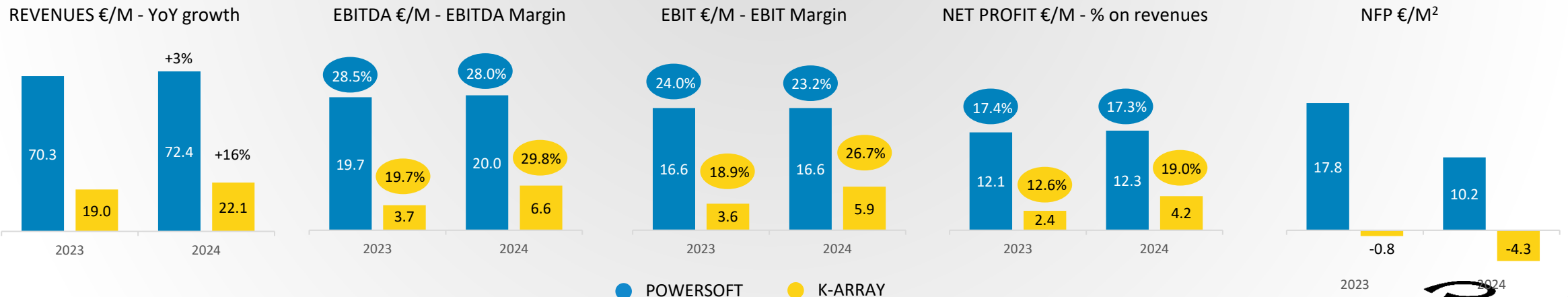
## BRIEF DESCRIPTION

- Established in 1995 in Scandicci (Florence, Italy) by Luca and Claudio Lastrucci and Antonio Peruch, **Powersoft is a global leader in professional audio technologies.**
- Powersoft develops and manufactures **high-efficiency amplifiers, signal processing platforms, and transducer solutions**, all designed and engineered in-house.
- In 2025 Powersoft acquired K-array, expanding its portfolio **with premium loudspeaker systems** and adding over 100 skilled professionals.
- Driven by innovation and Made-in-Italy excellence, **Powersoft sets new standards in professional sound with patented, cutting-edge technologies.**

## KEY HIGHLIGHTS



## FINANCIALS HIGHLIGHTS



## CORPORATE PRESENTATION

1) 4 production plants are in outsourcing

2) The Net Debt of K-Array is affected by the transfer of the intellectual and industrial property rights and all other assets from HP Sound to K-Array

# GOVERNANCE

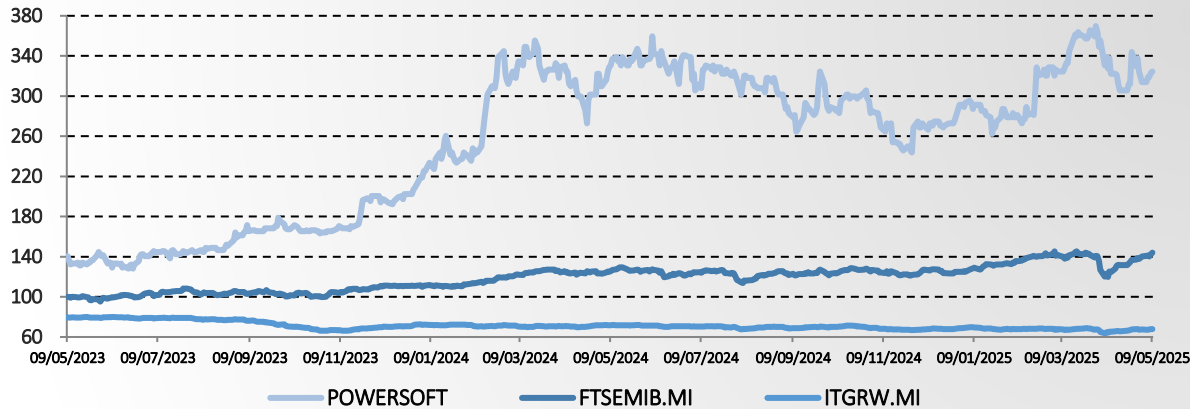
## BOARD OF DIRECTORS



## BOARD OF STATUTORY AUDITORS



## STOCK FIGURES



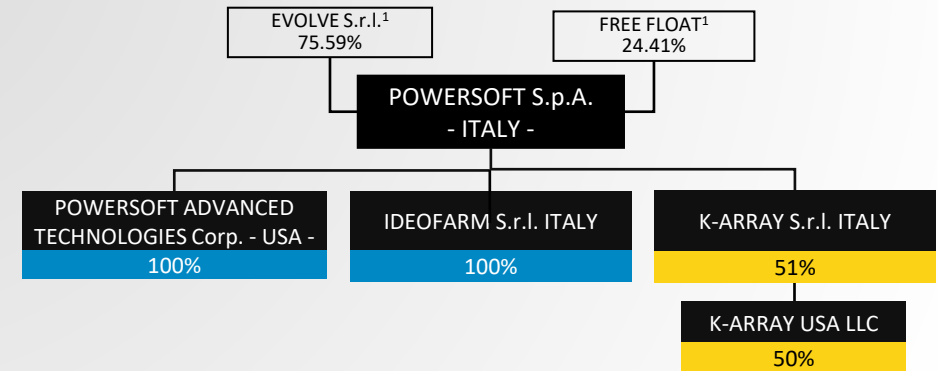
**IPO:** 17/12/2018  
**Shares:** 12,540,380  
**Market:** Euronext Growth Milan

**Price (09/05/2025):** € 15.70  
**Market Cap (09/05/2025):** ≈€ 188 M  
**Average Daily Volume YTD:** ≈ 3.9 K

AUDIT FIRM

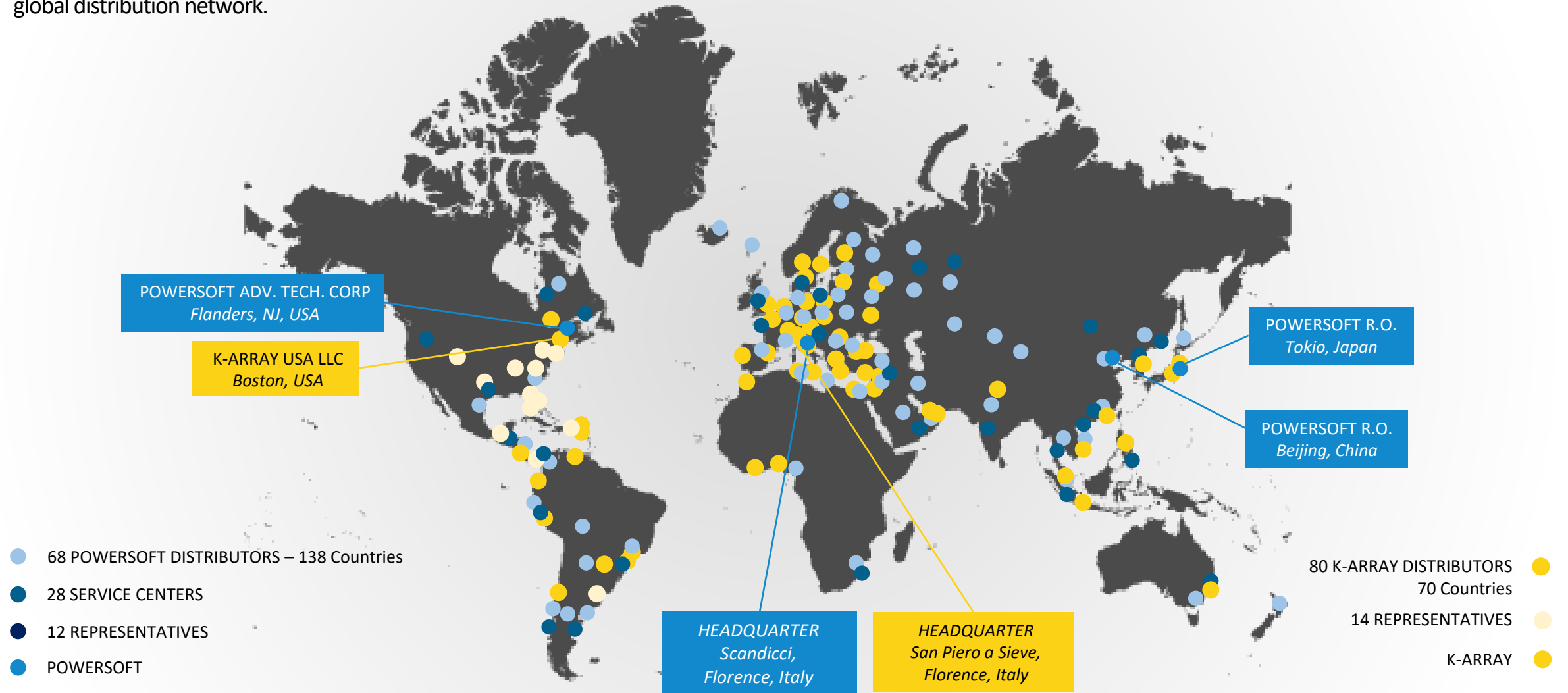


## SHAREHOLDINGS AND GROUP ORGANIZATION CHART

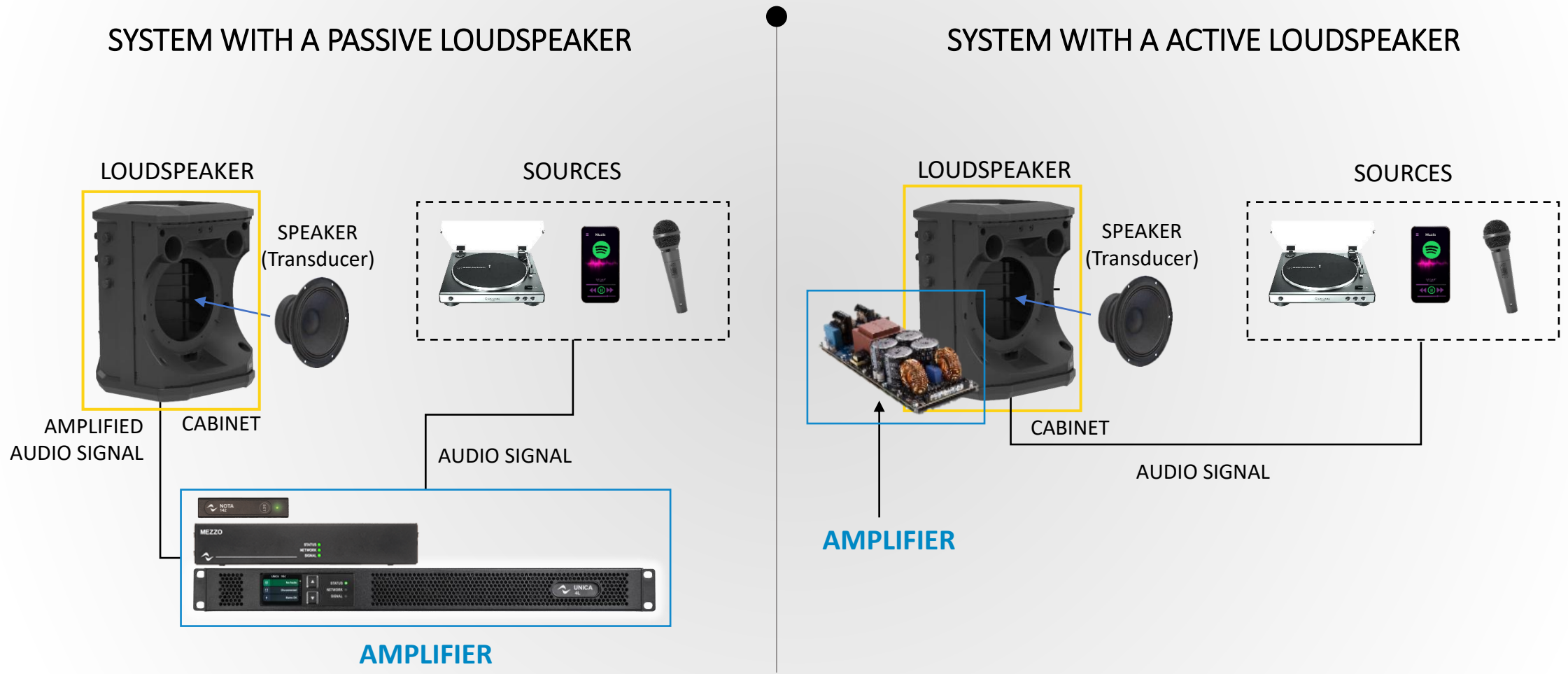


# GLOBAL SALES & COMMERCIAL STRUCTURE

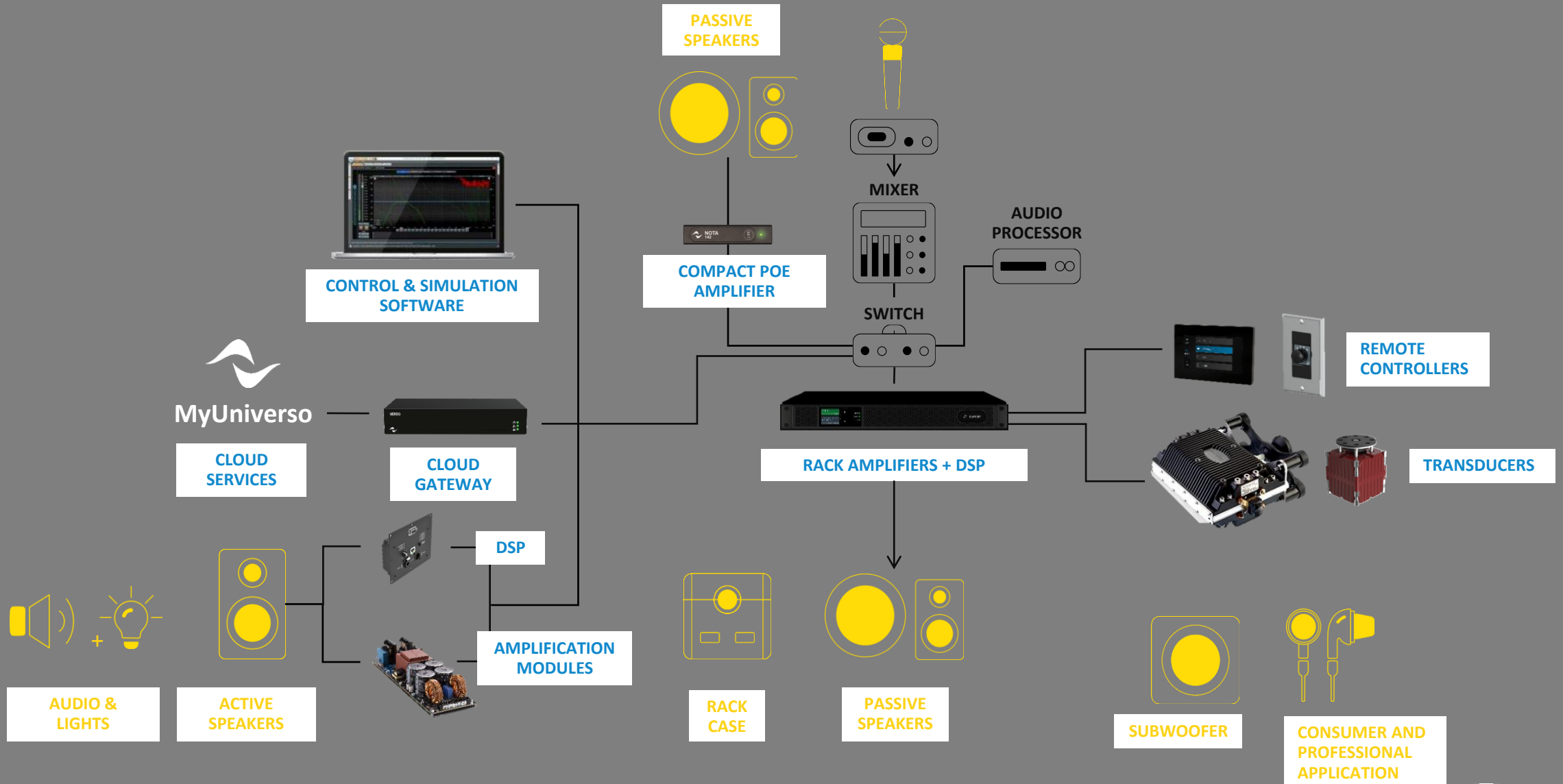
The integration of K-array strengthens Powersoft's presence in key markets and expands its ability to serve a broader customer base through a diversified, global distribution network.



# THE AMPLIFIER IS NOT A SPEAKER WHICH IS NOT A LOUDSPEAKER. LET'S CLARIFY.

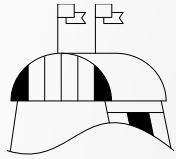


# SOLUTION PROVIDER ALONG THE ENTIRE VALUE CHAIN



# GLOBAL MARKET SEGMENTS


The integration of K-array allows the Powersoft Group to cover an even broader spectrum of professional, commercial, and luxury audio markets.



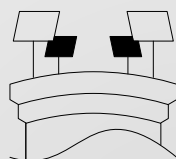
CONVENTION & EXHIBITION CENTERS



AIRPORTS & TRANSPORTATION HUBS



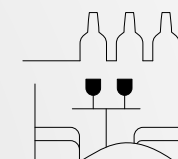
THEME PARKS & ATTRACTIONS



STADIUMS & ARENAS



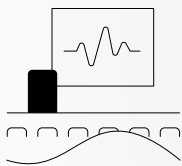
CORPORATE SPACES & SHOWROOMS




HO.RE.CA



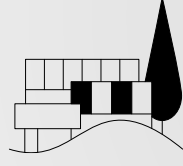
LUXURY RESIDENTIAL & YACHTS



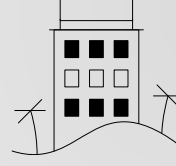
CONFERENCE HALLS & BOARD ROOMS




HOUSES OF WORSHIP



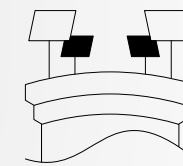
INDUSTRIAL & COMMERCIAL APPLICATIONS



HOTELS & RESORTS



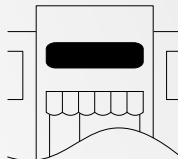
IMMERSIVE & DESIGNER INSTALLATIONS



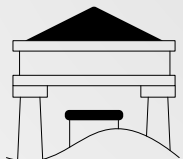
LIFESTYLE & EXPERIENTIAL SPACES



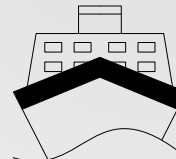
AUTOMOTIVE



RETAIL & SHOPPING MALLS



MUSEUMS & THEATRES



CRUISE SHIPS



TRANSPORTATION



BROADCAST & STUDIOS

# TOP POWERSOFT PRODUCTS

UNICA  
PLATFORM



Third-generation amplifier platform

# TOP K-ARRAY PRODUCTS

RUMBLE



Ultra-compact and powerful bass system

MEZZO



Compact half rack unit amplifier

VYPER



Ultra-flat loudspeaker line

DC-RIDER




DC-powered compact OEM amplifier

PINNACLE



Integrated, self-powered, lightweight, plug and play speaker systems

MOVER



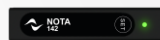
Patented low-frequency transducer

ANAKONDA



Lightweight and able to take any form revolutionary speaker

NOTA 142



Ultra-compact PoE/PoE+ amplifier

LYZARD



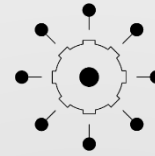
Compact speakers without compromising the aesthetics or the sound

# THREE PILLAR STRATEGY TO KEEP THE GROUP GROWING



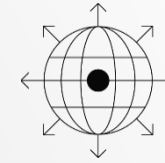
## FOCUS ON INNOVATION AND NEW TECHNOLOGIES

- **Top level R&D** laboratory thanks to the acquisition of K-Array
- Powersoft's **Ideofarm growth accelerator** to support new projects and innovative technologies
- **Environmentally friendly products**  
Small sizes, huge power, super efficient



## FROM PRODUCT COMPANY TO SOLUTION PROVIDER

- **Complete solution offering** thanks to the complementarity with K-Array products
- **Proprietary solutions designed** for specific target applications
- **Cloud-native IOT products** to offer custom-related services
- **Software based services** to exploit **upselling/cross-selling potential (cloud services)**
- **Partnership** for the expansion of the product/service catalogue



## STRENGTHENING OF PRESENCE IN STRATEGIC MARKETS

- **New opportunities in the automotive and transportation industry** thanks to the acquisition of K-Array
- **Boost presence** in US, UK, Germany and Latin America market
- **Direct presence in China, Japan, Middle East**
- **Partnerships** with strategic players to enter new markets

## NOTABLE ARTISTS AND FESTIVALS WHO CHOOSE POWERSOFT

- AC/DC
- Andrea Bocelli
- Beyoncé
- Black Eyed Peas
- Bruno Mars
- Calvin Harris
- Caparezza
- Coldplay
- David Guetta
- Drake
- Ed Sheeran
- Elton John
- Eminem
- Foo Fighters
- Iron Maiden
- Jamiroquai
- Jay-Z
- Justin Timberlake
- Katy Perry
- Kendrick Lamar
- Lady Gaga
- Laura Pausini
- Madonna
- Martin Garrix
- Metallica
- Muse
- Radiohead
- Red Hot Chili Peppers
- Shawn Mendes
- Sia
- Taylor Swift
- The Rolling Stones
- The Weeknd
- U2
- Vasco Rossi
- Zucchero
- Burning Man
- Coachella
- Electric Daisy Carnival
- Eurovision Song Contest
- Glastonbury Festival
- Les Dunes Electroniques
- Lollapalooza
- Rock in Rio
- Rockin' 1000
- Roskilde Festival
- Tomorrowland
- Ultra Music Festival
- And many more...

## SOME OF OUR INSTALLATIONS AROUND THE WORLD

- Allianz Arena
- Arena Corinthians
- Audi Dome
- Beijing National Stadium
- Beiteddine Palace
- Burberry
- CERN
- City of Dreams
- Club Cubic
- Domino's Pizza
- Dortmund Stadium
- Estadio BBVA Bancomer
- Fiserv Forum
- Gelora Bung Karno Stadium
- Google Campus
- Grand Theatre de Quebec
- Hard Rock Stadium Miami
- La Cigale
- Las Vegas Sphere
- Madison Square Garden
- McDonald's
- Mercedes-Benz Stadium
- NRG Stadium
- Pala Alpitour
- PPG Paints Arena
- Qudos Bank Arena
- Red Bull Arena
- Royal Albert Hall
- Royal Danish Opera House
- Sapporo Dome
- Scotiabank Arena
- Singapore Sports Hub
- Staples Center
- Sydney Opera House
- T-Mobile Arena
- Wembley Stadium
- And many more...

# SOME OF K-ARRAY INSTALLATIONS AROUND THE WORLD

## RESIDENTIAL

- THE CAMELLIAS INDIA
- DAVID GUETTA'S HOUSE MIAMI
- SPRING PONDS UK
- ICEBERG CANADA
- BURTON'S HOUSE CANADA
- AIRA'S HOUSE MALAYSIA
- RICHARD BRANSON'S HOUSE BVI
- 32 WATCH WAY
- ST BARTH'S

## RESTAURANTS AND CAFES

- THE MAINE MAYFAIR LONDON
- SA CAPELLA IBIZA
- DANIEL BOULUD NY
- MEDUZA MEDITERRANIA NY
- REINÉ & LA RUE MELBOURNE
- GUCCI GARDEN
- THE SAVOY GRILL
- BEAUTY & ESSEX LAS VEGAS
- QASR AL SULTAN DUBAI
- STANDARD DINING CLUB BRASIL
- MIGAS BEIJIN
- SOUK MADINAT BOARDWALK
- BAYSIDE MIAMI
- NOBU & ARMANI MILANO

## CRUISE SHIPS

- VIKING
- DISNEY
- COSTA ATLANTICA
- COSTA PACIFICA
- P&O PACIFIC ADVENTURE

## BROADCAST STUDIO

- THE VOICE
- X FACTOR
- CHINA CCTV CENTER
- FIFA WORLD CUP DOHA
- F1 MEDIA
- FOX SUPERBOWL - US

## CORPORATE

- TIK TOK CHINA
- GOOGLE
- META
- LUXOTTICA ITALY
- JLL SINGAPORE
- SABIC SAUDI
- PFIZER NY
- ARMSTRONG HQ
- LEFT LANE CAPITAL
- PAVION
- DELOITTE BOSTON
- RED BULL HQ AUSTRIA

## CORPORATE PRESENTATION

# INTEGRATED AND SCALABLE BUSINESS MODEL

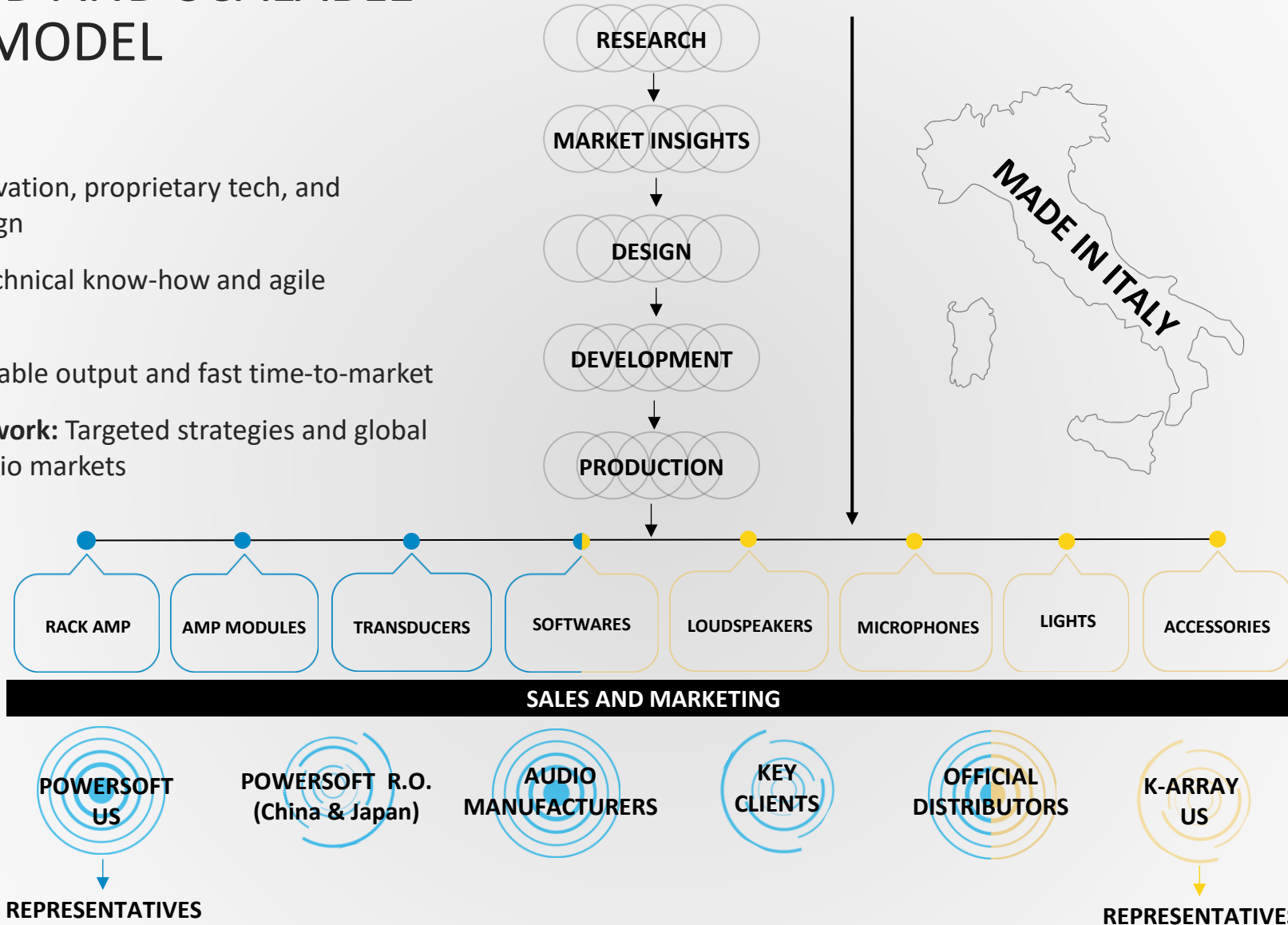
## CORE STRENGTHS

**Integrated R&D:** Innovation, proprietary tech, and versatile product design

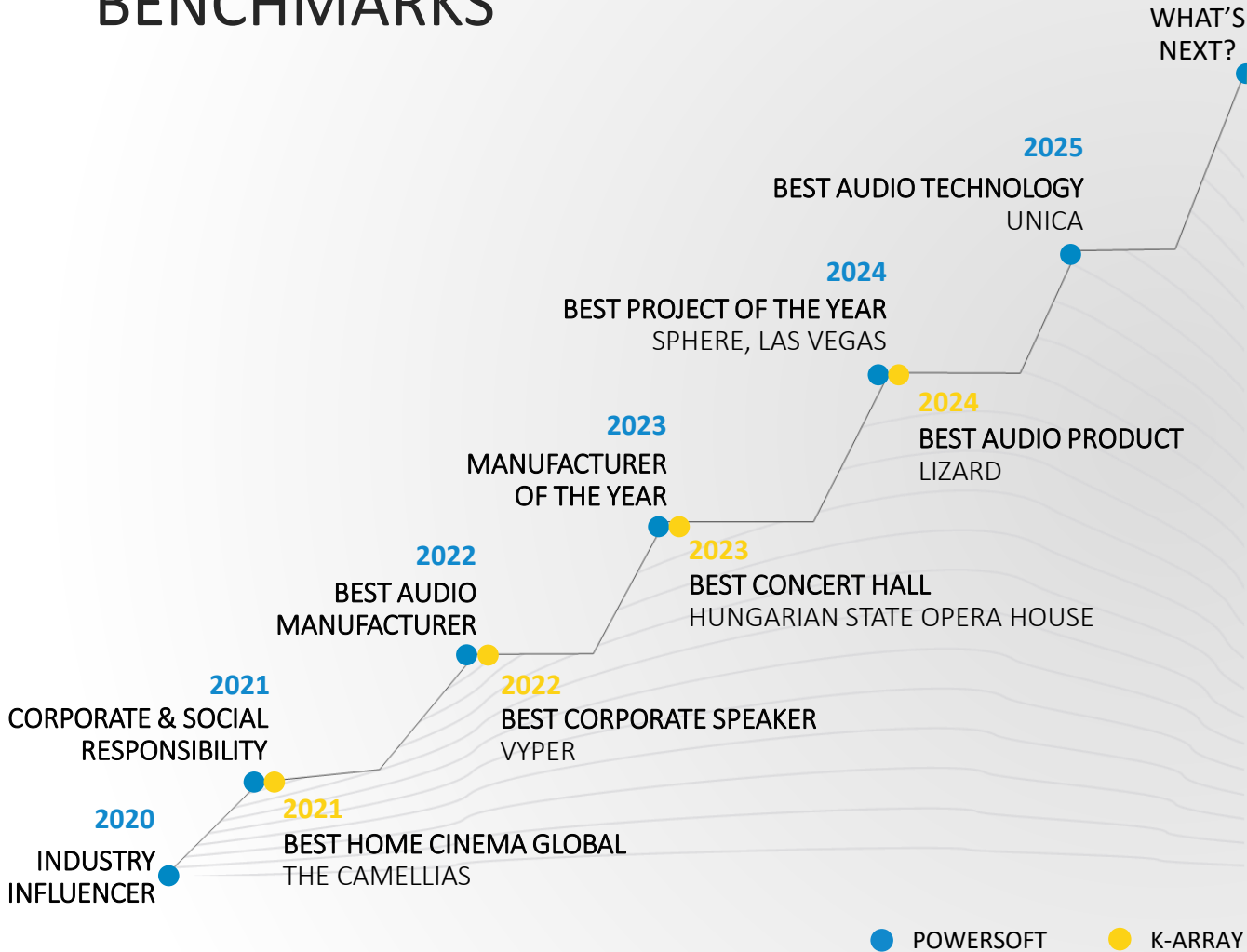
**Smart Purchasing:** Technical know-how and agile supply chain

**Lean Production:** Scalable output and fast time-to-market

**Diversified Sales Network:** Targeted strategies and global reach in premium audio markets



# REDEFINING THE PRO AUDIO INDUSTRY BY SETTING NEW BENCHMARKS



**Claudio Lastrucci** Powersoft  
**Alessandro Tatini** K-Array

~50

INTERNATIONAL PATENTS

65

R&D PERSONNEL (24% OF EMPLOYEES)

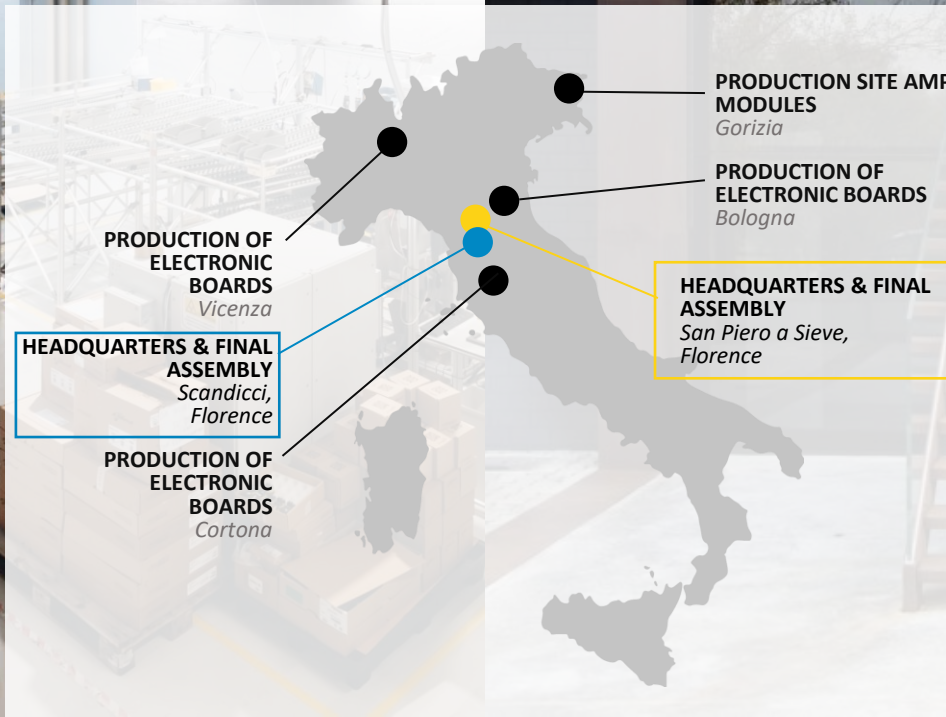
4.3M

4.4% OF REVENUES INVESTED IN R&D IN FY 2024



Powersoft's own growth accelerator to support new projects and innovative technologies.

# MADE IN ITALY EXCELLENCE



# ESTABLISHING PARTNERSHIPS WITH STRATEGIC PLAYERS

FORGING ALLIANCES WITH STRATEGIC STAKEHOLDERS STANDS AS A PIVOTAL TACTIC FOR EXPANDING INTO NEW MARKETS

**LA STAMPA**

**Economia**

### Powersoft, collaborazione tecnologica con Ferrari per migliorare esperienza audio

**TELEBORSA** Pubblicato il 13/02/2024  
Ultima modifica il 13/02/2024 alle ore 13:46



Powersoft, gruppo quotato su Euronext Growth Milan e attivo nei sistemi di amplificazione audio, trattamento del segnale e sistemi di trasduzione per il settore pro-Audio, ha annunciato una **collaborazione tecnologica** con Ferrari, casa automobilistica italiana che fa parte del FTSE MIB.

La collaborazione - si legge in una nota - ha l'obiettivo di sviluppare soluzioni che contribuiscano a **migliorare l'esperienza del marchio Ferrari in ambito audio**, minimizzando i consumi energetici e garantendo benefici in termini di efficienza, affidabilità e qualità del suono. La significativa riduzione della dispersione di calore, il recupero attivo dell'energia reattiva degli altoparlanti e la flessibilità di

Powersoft announced a technology partnership with **Ferrari S.p.A.**



Powersoft announced its contribution in the Immersive Sound of **Sphere** in Las Vegas



Powersoft announced a partnership with **Cohesion**, part of Clair Global Group, the biggest rental company in the world

# ESTABLISHING PARTNERSHIPS WITH STRATEGIC PLAYERS

FORGING ALLIANCES WITH STRATEGIC STAKEHOLDERS STANDS AS A PIVOTAL TACTIC FOR EXPANDING INTO NEW MARKETS



K-array per Samsung **Luxury LED For Home Cinema**



**David Guetta testimonial** of K-array's sound solutions

# NEW POWERSOFT HQ

## HUMAN AUDIO EXPERIENCE CENTER


**Centralized Efficiency:** Enhanced collaboration and cost savings through unified corporate functions.

**Innovation Hub:** A global center for cutting-edge audio technology and development.

**Growth-Ready Design:** Built to support increasing workforce and operational demands.

**Sustainable Operations:** Energy-efficient technologies for reduced environmental impact.

**Collaborative Spaces:** Synergistic work environments promoting innovation and employee well-being.



©ATELIER(S) ALFONSO FEMIA srl AF517\*



**FOCUS ON MARKET TREND AND STRATEGY**

# THE ITALIAN EXCELLENCE AT THE TOP OF HIGH-END PROFESSIONAL AUDIO MARKET

## AT THE TOP OF THE PYRAMID

- Top Leader in the **high-end professional audio market**.
- Globally recognized **market setter of cutting-edge products**.
- Serving a diversified range of clients, both **professional customers** and **manufacturers**.
- **30 years as a forefront player in the market**, set to face future challenges and to exploit new opportunities.

**PRO AUDIO**  
Loudspeaker, Amplifiers, Mixer,  
DSP Transducer & others

*Powersoft*

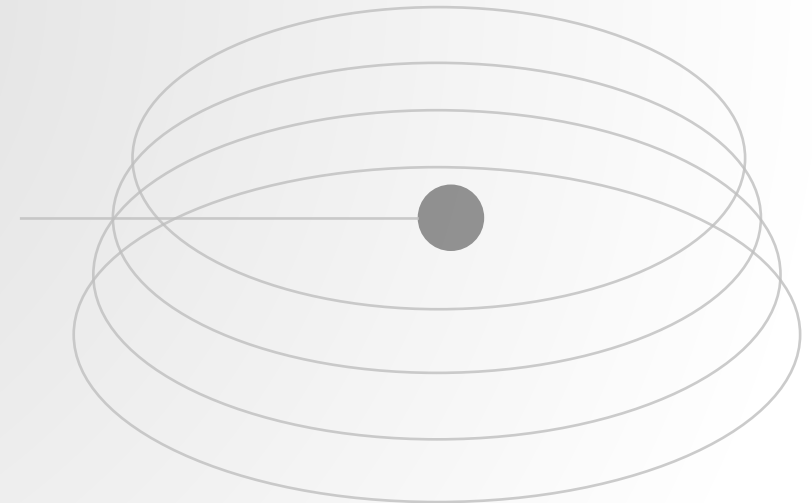

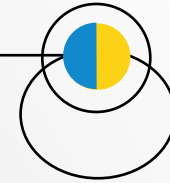
**K-ARRAY**  
Unique Audio Solutions

**MID MARKET (SEMI-PRO)**

Portable sound, Headset,  
microphones,  
Mixer Console & others

**MASS MARKET (CONSUMER)**

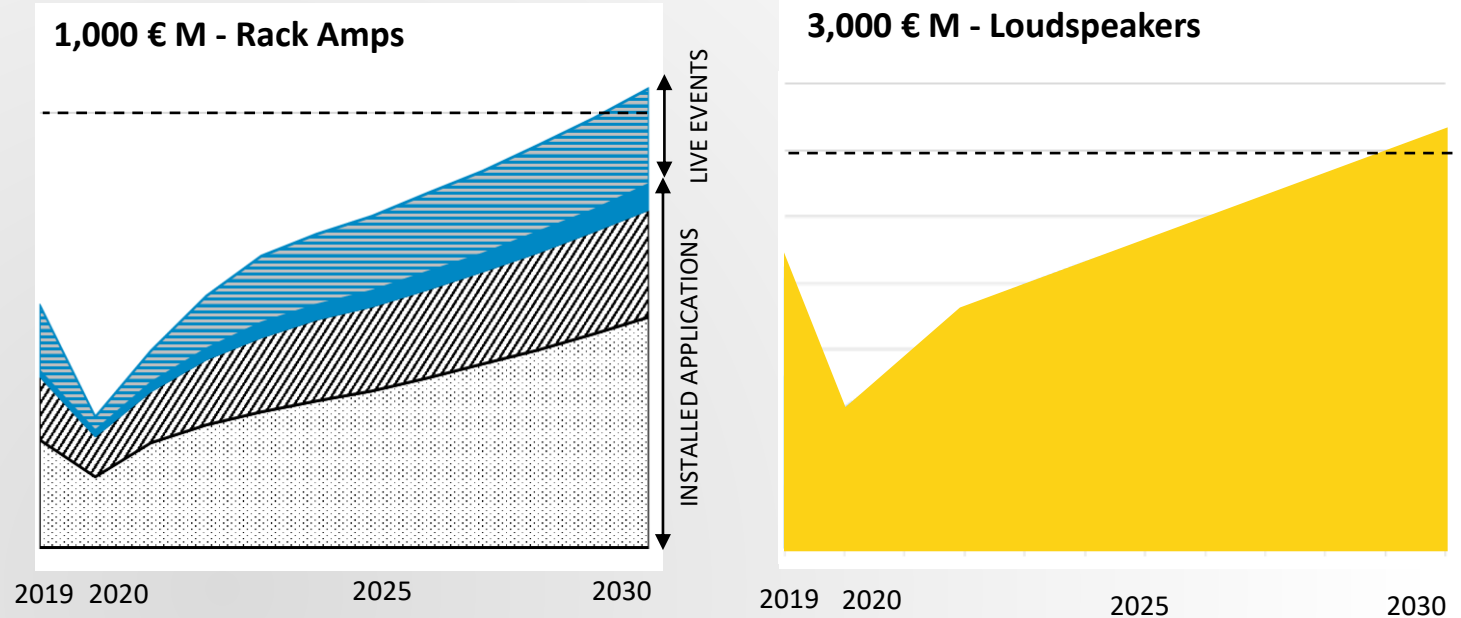
TV Speaker System, Headset, in ear  
audio set & others








# INCREASING FOCUS ON GROWING SEGMENTS

## REFERENCE MARKET FOR TARGET APPLICATIONS STEADILY GROWING IN NEXT 5 YEARS

- **Powersoft outperforming** vs market average in the past 3 years
- Company **stronger focus on installed business** allows **optimistic forecast** considering relevant market size and growth
- **Business opportunities** in immersive applications confirm brand strength and growing awareness in leisure installed vertical markets



-  **TOURING AND RENTAL:** GROWING DEMAND AFTER LONG SUFFERING
-  **IMMERSIVE APPLICATIONS:** GROWING QUICKLY, NICHE MARKET
-  **LEISURE APPLICATIONS:** SOLID GROWTH DUE TO LONG TERM PROJECTS FOR LARGE VENUES
-  **COMMERCIAL APPLICATIONS:** CONSTANT RELEVANT GROWTH EXPECTED IN THE NEXT FEW YEARS
-  **LOUDSPEAKERS MARKET SIZE:** STRONG DEVELOPMENT OUTLOOK OVER THE COMING YEARS


*Data source: Powersoft elaboration based on primary research panels  
Data is related to reference market for Powersoft-branded rack amplifiers and transducers (modules excluded)*

# A MARKET WITH ROOM FOR GROWTH AND CONSOLIDATION

Main market players for company size and level of vertical integration of products and offered services



COMPETITORS



COMPETITORS AND CLIENTS





# FOCUS ON K-ARRAY ACQUISITION

# POWERSOFT ACQUIRED THE 51% OF K-ARRAY S.R.L.



- 1**  
**CREATION OF A GLOBAL SYSTEM PROVIDER**  
**Design and development of complete system solutions for professional audio** to meet the needs of design and performance of audio systems
- 2**  
**DIVERSIFICATION OF PRODUCT PORTFOLIO**  
**Expansion of commercial offering** by adding complementary and synergistic systems for strategic markets.
- 3**  
**FOCUS ON AUTOMOTIVE AND TRANSPORTATION INDUSTRIES**  
**Address the demand** for advanced, efficient audio solutions **in transportation and automotive markets**, meeting key requirements **with innovative technologies**.
- 4**  
**EXPANSION OF INTERNATIONAL GEOGRAPHIC PRESENCE**  
**Strengthening distribution network in complementary geographic areas** by increasing the potential for business development in high-growth/strategic areas (US & China)
- 5**  
**INNOVATION ACCELERATION & NEW APPLICATION SEGMENTS**  
Collaboration between the R&D teams will **accelerate the development of next-generation audio systems**, especially for new transducers applications
- 6**  
**PROCESS OPTIMIZATION**  
Potential **cost synergies by streamlining operational and procurement processes** for shared components and technologies

# K-ARRAY AT A GLANCE

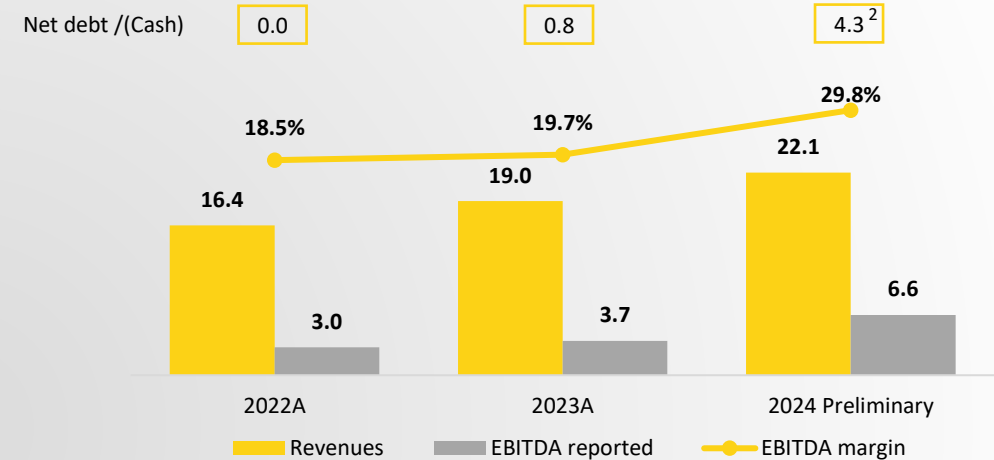
## BRIEF DESCRIPTION

- **K-Array** is active in the **design and manufacturing of innovative audio & lighting systems with high performance and compact design**
- K-Array, with over **100 highly-qualified professionals**, operates through **3 Brands** focused on different market segments
- **Founded in 2005** and **based in Scarperia e San Piero** (Florence, Italy), K-Array presents a **broad portfolio of innovative, ultra-compact, high-performance audio and speaker systems** for small, medium, and large applications

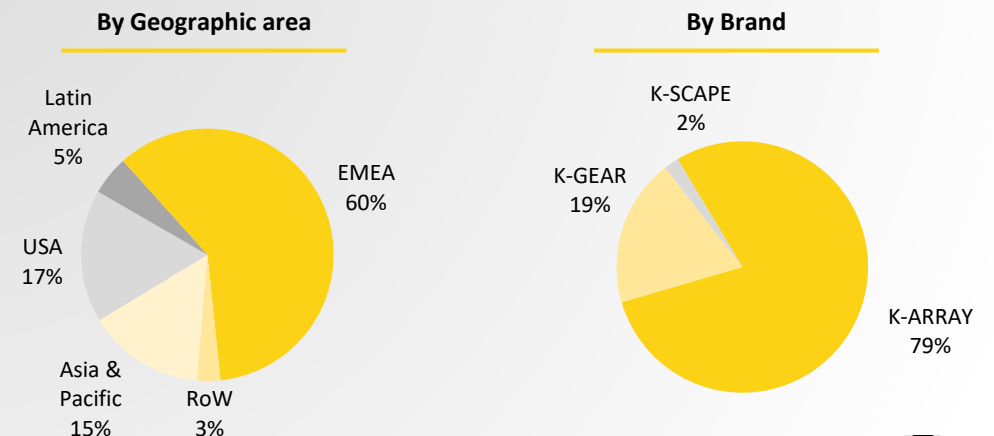
## BRANDS

Brands	Products	Customers & Applications
	<ul style="list-style-type: none"> <li>▪ Line array speakers</li> <li>▪ Subwoofers</li> <li>▪ Portable systems</li> </ul>	<ul style="list-style-type: none"> <li>▪ Sound technicians</li> <li>▪ Live event organizers</li> <li>▪ Theaters installers</li> </ul>
	<ul style="list-style-type: none"> <li>▪ Compact speakers</li> <li>▪ Portable audio systems</li> </ul>	<ul style="list-style-type: none"> <li>▪ Corporate events</li> <li>▪ Home applications</li> <li>▪ Private applications</li> </ul>
	<ul style="list-style-type: none"> <li>▪ Integrated audio &amp; lighting solutions</li> <li>▪ Invisible speakers</li> <li>▪ Refined audio systems</li> </ul>	<ul style="list-style-type: none"> <li>▪ HO.RE.CA</li> <li>▪ Commercial spaces</li> <li>▪ Luxury residences</li> </ul>

## KEY FINANCIALS FY 2022A - FY 2024 PRELIMINARY (€/M)<sup>1</sup>



## REVENUES FY 2023A BREAKDOWN



1) K-Array results according to Italian GAAP;

2) The Net Debt of K-Array is affected by the transfer of the intellectual and industrial property rights and all other assets from HP Sound to K-Array

# STRUCTURE OF THE TRANSACTION

## PURCHASE PRICE

- **Powersoft acquired 51% of K-Array's share capital** for a consideration of **≈ € 22.3 million**, based on an Enterprise Value of 100% of K-Array of € 50 million, adjusted for an estimated Net Financial Position at closing of approximately € 6.3 million (debt).
- HP Sound has committed to reinvest a portion of the consideration by subscribing **300,000 newly issued Powersoft shares, valued at € 16.6976 per share** and subject to a **lock-up period of 18 months**.
- The **consideration will be paid as follows**:
  - **≈ € 8.4 million** paid in cash at the closing, financed through a bank loan;
  - **≈ € 5.0 million** will be on the date the extraordinary shareholders' meeting approves the capital increase reserved for HP Sound for the subscription of 300,000 newly issued Powersoft shares, equivalent to **≈ 2.4%** of its share capital;
  - remaining **≈ € 8.9 million** will be paid in cash in 4 equal annual installments starting on April 1<sup>st</sup> next year, with no interest accruing on these installment amounts.

## PUT/CALL & EARN-OUT

- **Call/Put option** granted to Powersoft/HP Sound on the **remaining 49%** of the share capital of K-Array, exercisable after the approval of K-Array's financial statements as of December 31, 2030 except for specific acceleration events set forth in the agreement.
- The **strike price is ≈ € 21.4 million**, determined based on an EV of 100% of K-Array of € 50 million, adjusted for an estimated NFP at closing of approximately € 6.3 million (debt), as established through the agreements' adjustment procedure.
- The agreements stipulate also a potential **earn-out** for HP Sound, subject to the **achievement of certain targets** at both Powersoft Group level and standalone K-Array level as of December 31, 2027 and December 31, 2030.



# FOCUS ON POWERSOFT FINANCIALS

# FOCUS ON POWERSOFT FY 2024 RESULTS

(thousands of Euro)

	31/12/2024	% on revenues	31/12/2023	% on revenues	% change
Revenues	71,413	100.0%	69,277	100.0%	3.1%
Other revenues	949	1.3%	1,060	1.5%	-10.5%
<b>Total Revenues</b>	<b>72,362</b>		<b>70,337</b>		<b>2.9%</b>
Cost of sales	(37,255)	-52.2%	(37,234)	-53.7%	0.1%
Increases for internal work	1,708	2.4%	1,349	1.9%	26.6%
Commercial and marketing expenses	(6,508)	-9.1%	(6,140)	-8.9%	6.0%
General and administrative expenses	(13,741)	-19.2%	(11,670)	-16.8%	17.7%
<b>EBIT</b>	<b>16,565</b>	<b>23.2%</b>	<b>16,641</b>	<b>24.0%</b>	<b>-0.5%</b>
Financial expenses	(445)	-0.6%	(832)	-1.2%	-46.5%
Financial income	966	1.4%	821	1.2%	17.7%
<b>EBT</b>	<b>17,086</b>	<b>23.9%</b>	<b>16,631</b>	<b>24.0%</b>	<b>2.7%</b>
Income taxes	(4,740)	-6.6%	(4,569)	-6.6%	3.7%
<b>Net Result</b>	<b>12,346</b>	<b>17.3%</b>	<b>12,062</b>	<b>17.4%</b>	<b>2.4%</b>

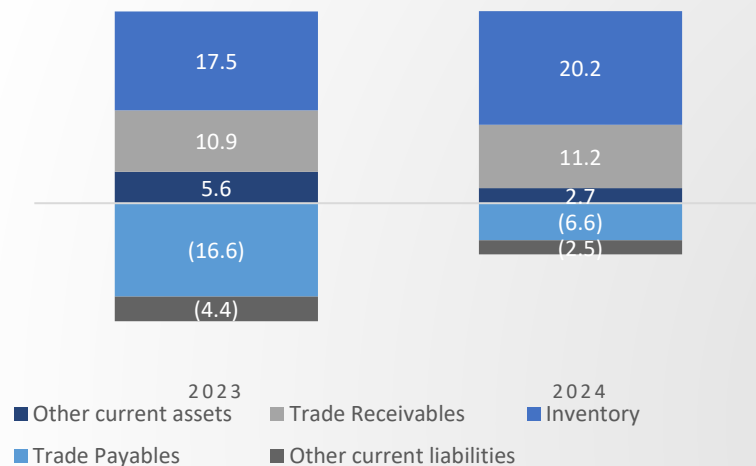
(thousands of Euro)

	31/12/2024	% on revenues	31/12/2023	% on revenues	% change
<b>EBIT</b>	<b>16,565</b>	<b>23.2%</b>	<b>16,641</b>	<b>24.0%</b>	<b>0.5%</b>
Amortization	3,086	4.3%	2,515	3.6%	22.7%
Funds	308	0.4%	564	0.8%	-45.4%
<b>EBITDA</b>	<b>19,960</b>	<b>28.0%</b>	<b>19,721</b>	<b>28.5%</b>	<b>1.2%</b>
<b>Adjusted EBITDA</b>	<b>20,237</b>	<b>28.3%</b>	<b>19,721</b>	<b>28.5%</b>	<b>2.6%</b>

- **Total Revenues** at € 72.4 M, **+2.9%** compared to € 70.3 M in FY 2023, driven by the U.S. market, which performed very well in both of its target sectors, Live Touring and Install
- **Cost of sales:** € 37.3 M, in line with € 37.2 M in FY 2023, due to the combined effect of the reduction in purchasing volumes and the increase in personnel and production equipment costs.
- **G&A** had an increase of 17.7% compared to FY 2023, mainly due to an increase in indirect personnel, business consultancy and IT expenses
- **EBITDA:** € 20.0 M, **+1.2%** compared to € 19.7 M in FY 2023  
**EBITDA Margin 28.0%**
- **EBIT:** € 16.6 M, in line with € 16.6 M in FY 2023  
**EBIT Margin 23.2%**
- **Financial expenses** improving YoY thanks to a better management of exchange rates
- **Net result:** € 12.3 M, **+2.4%** compared to € 12.1 M in FY 2023

# SOUND BALANCE SHEET

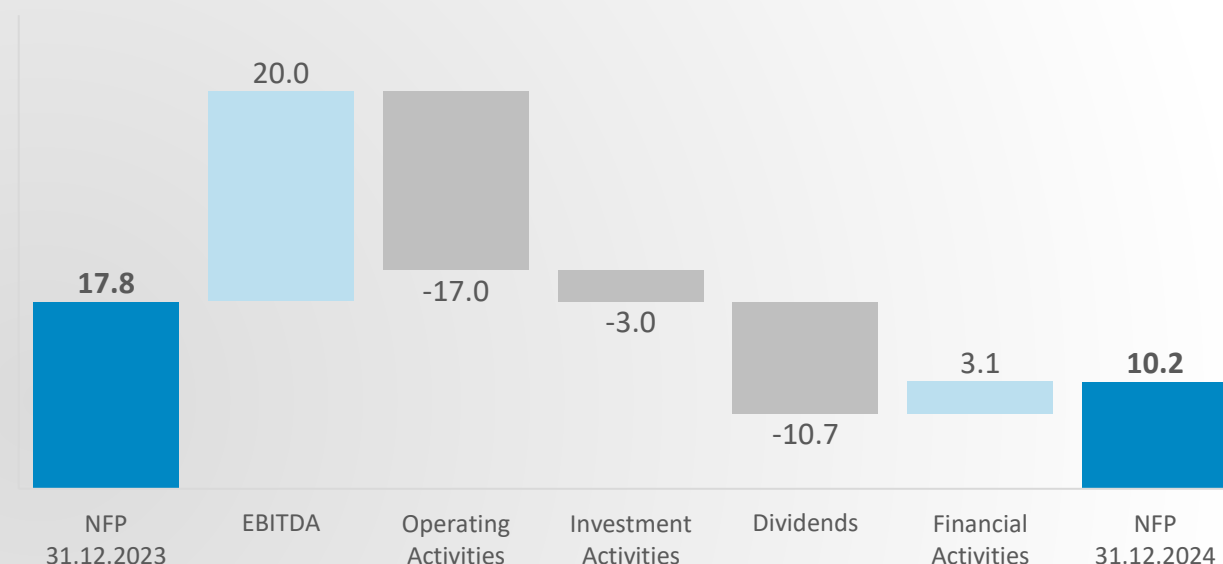
## NET WORKING CAPITAL €/M



**NWC at € 25.0 M** in FY 2024 because of:

- an **increase in Inventory** due to rising demand forecasts from market intermediaries later postponed due to overstocking of the intermediaries themselves
- A **decrease in Trade payables** because of lower purchases in the 2<sup>nd</sup> half, along with a lower VAT burden due to increased use of declarations of intent
- a **decrease in Other current assets** due to lower VAT receivable
- a **decrease in Other current liabilities** due to the lower payable resulting from the tax consolidation scheme and the lower impact of employee bonuses

## NET FINANCIAL POSITION €/M – EVOLUTION FY 2023 – FY 2024



**NFP (cash positive) at € 10.2 M**, compared to € 5.4 million at June 30, 2024 and € 17.8 M as of 31 December 2023, mainly driven by:

- **Relevant distribution of dividends:** € 0.85 ordinary dividend per share for a total of € 10.7 M
- **Use of resources to strengthen the warehouse**

# DISCLAIMER

“This Presentation contains certain forward-looking statements. Forward-looking statements concern future circumstances and results and other statements that are not historical facts, sometimes identified by the words "believes," "expects," "predicts," "intends," "projects," "plans," "estimates," "aims," "foresees," "anticipates," "targets," and similar expressions. The forward-looking statements contained in this Presentation, including assumptions, opinions and views of Powersoft S.p.A. (“**Powersoft**” or the “**Company**”) or cited from third party sources, are solely opinions and forecasts reflecting current views with respect to future events and plans, estimates, projections and expectations which are uncertain and subject to risks. Market data used in this Presentation not attributed to a specific source are estimates of the Company and have not been independently verified. These statements are based on certain assumptions that, although reasonable at this time, may prove to be erroneous. By their nature, forward-looking statements involve a number of risks, uncertainties and assumptions that could cause actual results or events to differ materially from those expressed or implied by the forward-looking statements. If certain risks and uncertainties materialize, or if certain underlying assumptions prove incorrect, the Company may not be able to achieve its financial targets and strategic objectives. A multitude of factors which are in some cases beyond the Company’s control can cause actual events to differ significantly from any anticipated development. Forward-looking statements contained in this Presentation regarding past trends or activities should not be taken as a representation that such trends or activities will continue in the future. No one undertakes any obligation to update or revise any forward-looking statements, whether as a result of new information, future events or otherwise. Market data used in this Presentation not attributed to a specific source are estimates of the Company and have not been independently verified. Forward-looking statements speak only as of the date of this Presentation and are subject to change without notice. No representations or warranties, express or implied, are given as to the achievement or reasonableness of, and no reliance should be placed on, any forward-looking statements, including (but not limited to) any projections, estimates, forecasts or targets contained herein. Powersoft does not undertake to provide any additional information or to remedy any omissions in or from this Presentation. Powersoft does not intend, and does not assume any obligation, to update industry information or forward-looking statements set forth in this Presentation. This presentation does not constitute a recommendation regarding the securities of the Company.

This Presentation is not an offer, or a solicitation of an offer, to buy, sell or exchange any securities in Italy, pursuant to Section 1, letter (t) and letter (v) of Legislative Decree no. 58 of February 24, 1998, or in any other country or state and is not a prospectus or an offer document within the meaning of Italian laws and regulations.

\*\*\*

It should be noted that the audit of the Draft Financial Statements has not yet been finalised and that the Independent Auditors' Report will therefore be made available within the terms required by law. It should be also noted that Income Statement and Balance Sheet shown in this Presentation are reclassified and not subject to audit by the Independent Auditors.”



Powersoft S.p.A.  
Via Enrico Conti,5  
50018 Scandicci  
 [www.powersoft.com](http://www.powersoft.com)



Euronext Growth Advisor  
Banca Finnat  
+39 39 06 69933215

Specialist  
Banca Profilo S.p.A.  
+39 02 584081

Corporate Broker  
Alantra Capital Markets  
+39 02 63671601



IR Manager  
Massimo Ghedini  
[ir@powersoft.com](mailto:ir@powersoft.com)  
Ph. +39 055 7350230

IR Advisor  
Vincenza Colucci – CDR Communication  
[vincenza.colucci@cdr-communication.it](mailto:vincenza.colucci@cdr-communication.it)  
M. +39 335 6909547  
Eleonora Nicolini – CDR Communication  
[eleonora.nicolini@cdr-communication.it](mailto:eleonora.nicolini@cdr-communication.it)  
M. +39 333 9773749