



DRIVING HUMAN AUDIO EXPERIENCE



DRIVING HUMAN AUDIO EXPERIENCE

CREATORS OF THE WORLD'S FINEST AUDIO TECHNOLOGY.

Corporate Presentation

23-01-2025

POWERSOFT AT THE GLANCE

Since 1995, Powersoft channeled the **obsession** for **innovation** by **redefining standards** in the professional audio industry.

The technologies and patents developed through the years venture beyond the world of audio amplification and are now **found in multiple industries** and products, allowing Powersoft to solidify its reputation as a **reliable technological partner and innovator**.

** 4 production plants are in outsourcing*

30
YEARS OF SUCCESS

183
HEADCOUNTS
(today)

€ 36.9 M
REVENUES
+12% YoY

27.2%
EBITDA MARGIN
+15% YoY

€ 6.3 M
NET PROFIT
+20% YoY

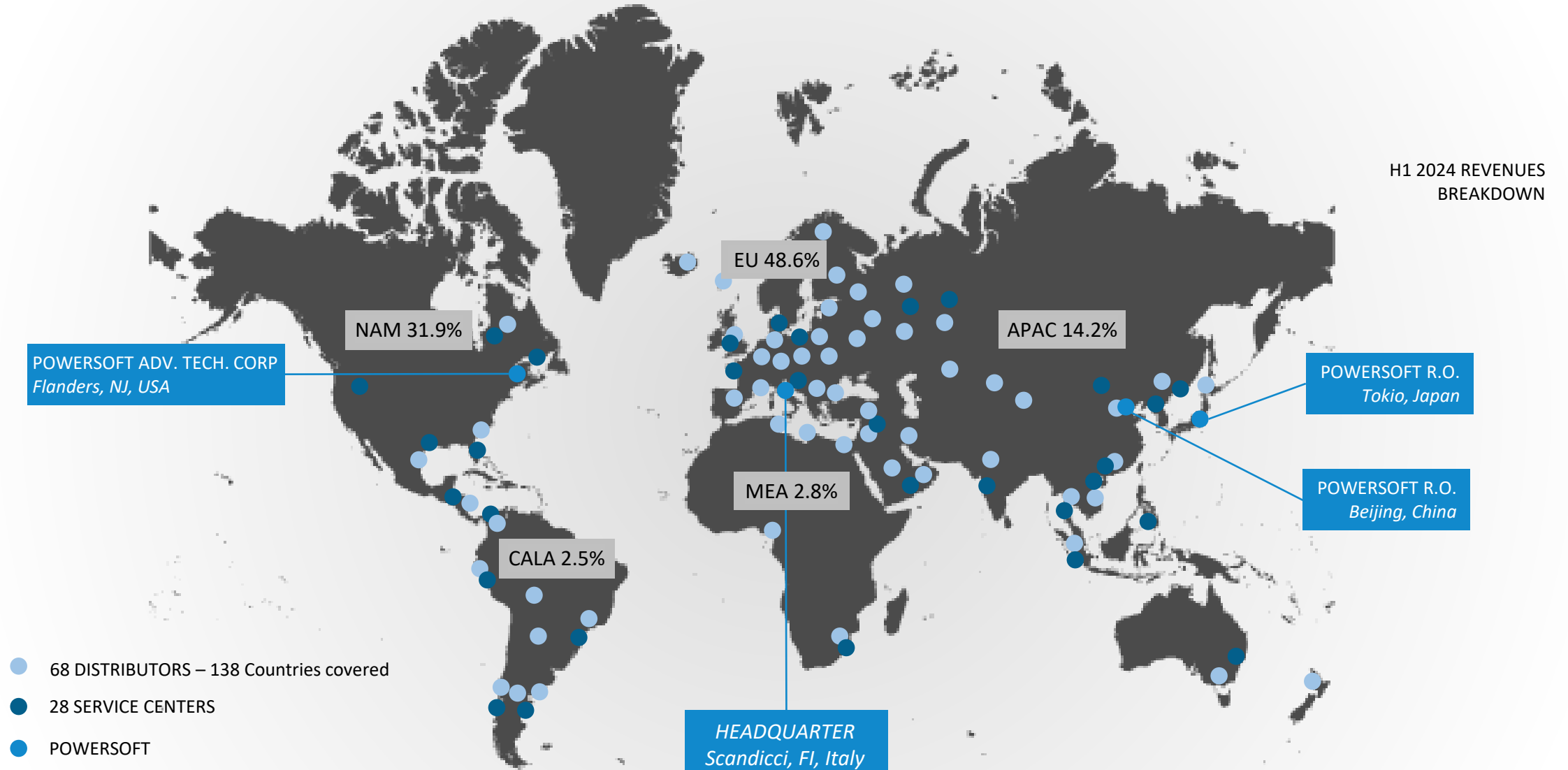
44
INTERNATIONAL
PATENTS

€ 0.85
DIVIDEND
Ordinary

5
PRODUCTION
PLANTS*



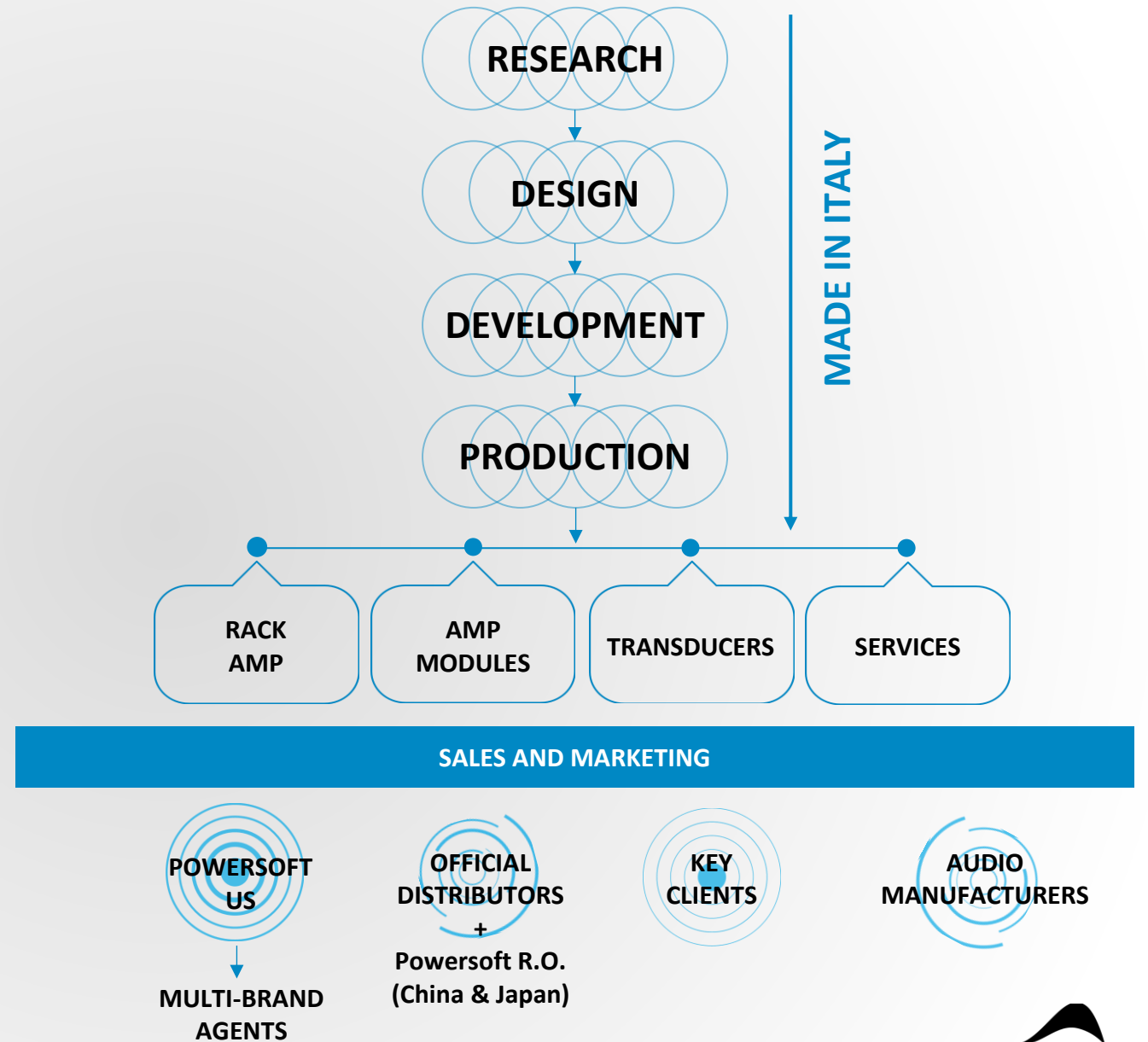
STRONG INTERNATIONAL PRESENCE



DIVERSIFIED AND EFFICIENT BUSINESS MODEL

CORE STRENGTHS

- **R&D Dept.** with a **strong focus on Innovation** and **product design** to address market requirements
- **Purchasing Dept.** with **high-level technical capabilities** and **smart supply chain management skills**
- **Internal «Lean» Production** allows high volume capacity potential to address time to market requirements
- **Diversified sales network** to better enter each market segment



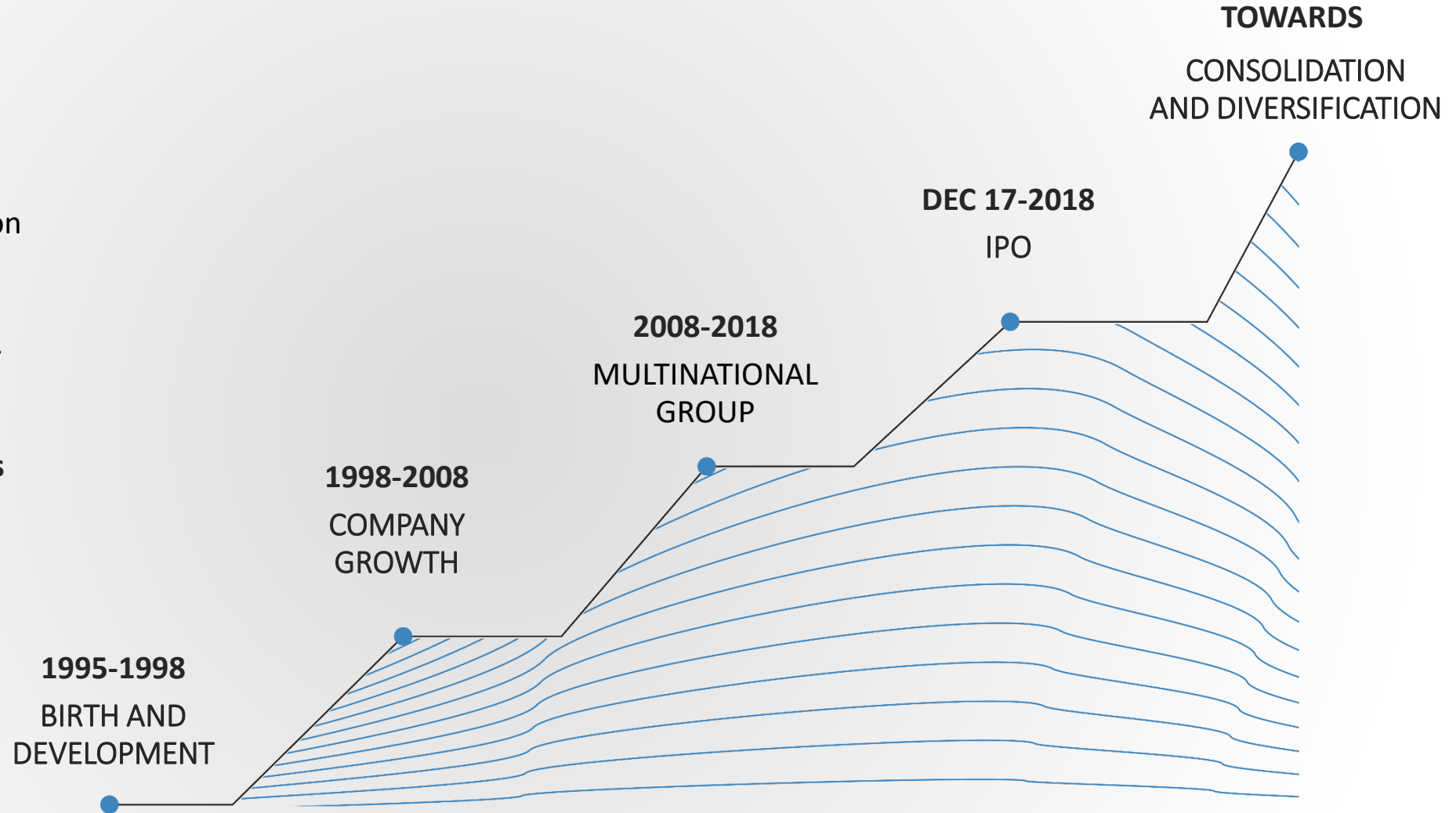
MADE IN ITALY



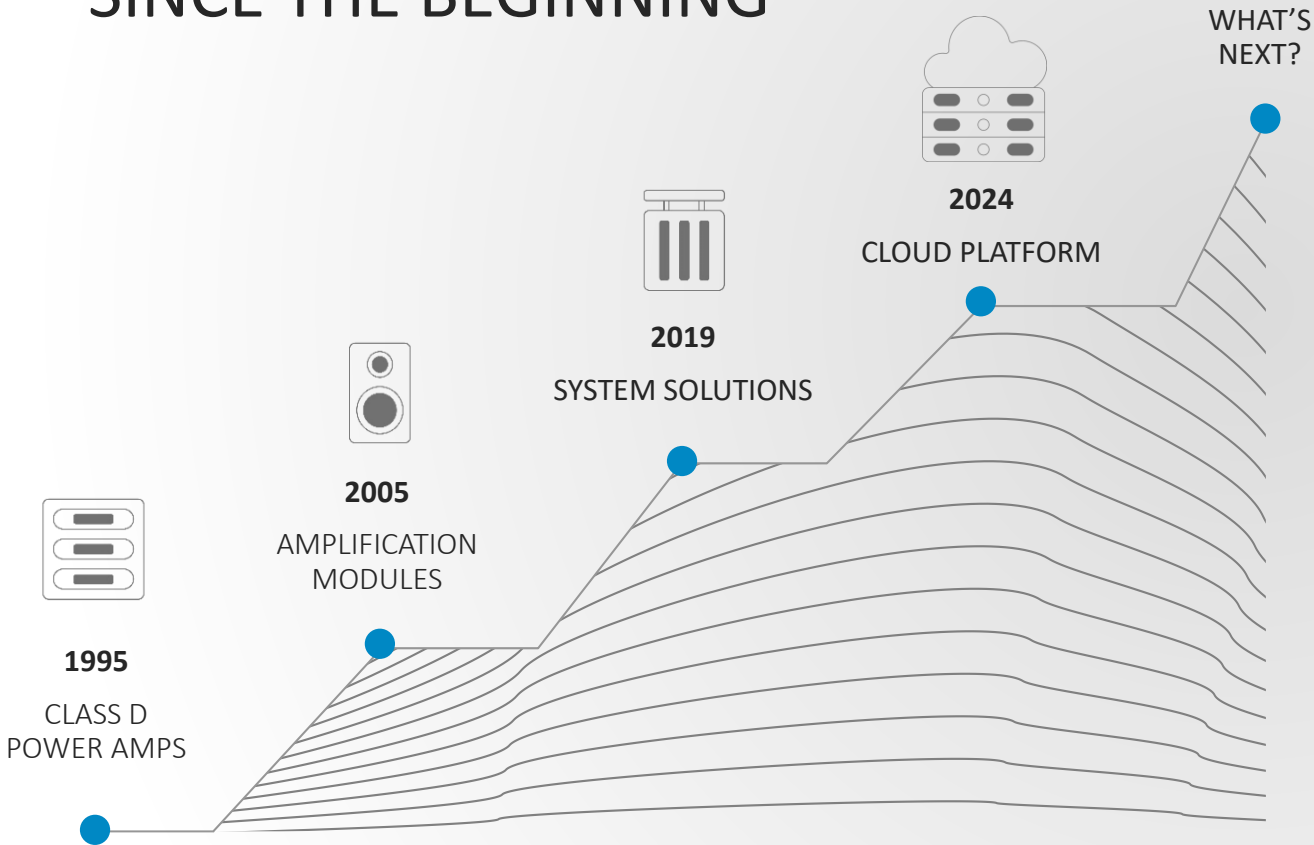
A HISTORY OF CONSISTENT GROWTH

Specialized in design, production and marketing of high-end **patented technologies** for professional audio applications.

Globally recognized as **pioneers in energy-efficient technology**, setting industry standards and driving innovation.



REDEFINING THE PRO AUDIO INDUSTRY BY SETTING NEW BENCHMARKS SINCE THE BEGINNING



CORPORATE PRESENTATION

IoT CONNECTIVITY

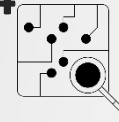


44



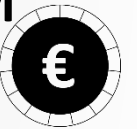
INTERNATIONAL
PATENTS

44



R&D PERSONNEL
(27% OF EMPLOYEES)

3.1M



~ 4.5% OF REVENUES
INVESTED IN R&D IN
FY 2023



Powersoft's own growth accelerator to support new projects and innovative technologies.



SPHERE LAS VEGAS

IMMERSIVE SOUND AND HAPTIC SEATING

“Sphere Immersive Sound has set a new standard in every aspect of live audio, and tens of thousands have already been immersed in its crystal-clear, individualized sound...”

“Powersoft’s cutting edge and energy efficient technology made them the perfect partner to help achieve our sustainability goals without compromising audio or haptic quality.”

David Dibble, MSG Ventures CEO



ESTABLISHING PARTNERSHIPS WITH STRATEGIC PLAYERS

FORGING ALLIANCES WITH STRATEGIC STAKEHOLDERS STANDS AS A PIVOTAL TACTIC FOR EXPANDING INTO NEW MARKETS.

Powersoft announced a technology partnership with **Ferrari S.p.A.**, bringing together Italian excellence in acoustic innovation and automotive engineering.

“We’re overjoyed by the technology partnership with Powersoft, which will enable us to deliver exceptional audio experiences. Our goal is to develop cutting edge solutions and offer superior sound quality”.

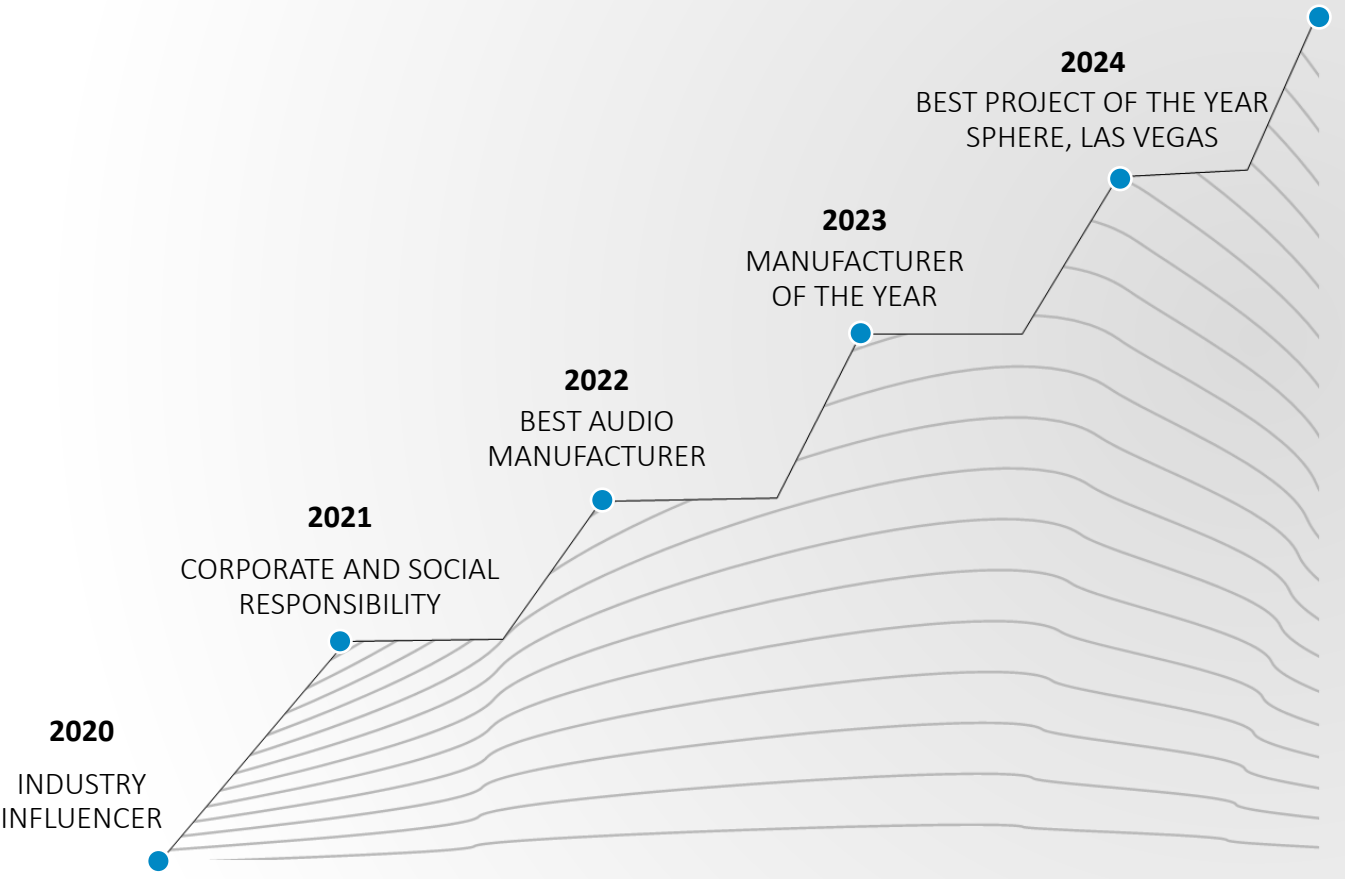
Ernesto Lasalandra, Ferrari Chief Research & Development Officer

The screenshot shows a news article from LA STAMPA. The page header includes the logo 'LA STAMPA', navigation links for 'MENU', 'CERCA', 'IL QUOTIDIANO', 'ABBONATI', and 'ACCEDI'. The main headline is 'Powersoft, collaborazione tecnologica con Ferrari per migliorare esperienza audio'. Below the headline, there are navigation links for 'Lavoro', 'Agricoltura', 'TuttoSoldi', 'Finanza', 'Borsa Italiana', 'Fondi', and 'Obbligazioni'. The article is categorized under 'TELEBORSA' and was published on 13/02/2024. The main text states that Powersoft, a group listed on Euronext Growth Milan, has announced a technological collaboration with Ferrari to improve the audio experience. A small image of a Ferrari wheel is shown. To the right, there is a search bar and a 'LEGGI ANCHE' section with two related articles: 'Powersoft corre in Borsa sulla collaborazione tecnologica con Ferrari' and 'Powersoft, Alantra incrementa target price e conferma Buy'.



IT SOUNDS LIKE A WELL RECOGNIZED AUDIO TRACK

WHAT'S NEXT?



17 
PRODUCT AWARDS

4 
CORPORATE RECOGNITION



Powersoft's Trademark to identify environmentally friendly products



NEW POWERSOFT HQ

HUMAN AUDIO EXPERIENCE CENTER


Centralized Efficiency: Enhanced collaboration and cost savings through unified corporate functions.

Innovation Hub: A global center for cutting-edge audio technology and development.

Growth-Ready Design: Built to support increasing workforce and operational demands.

Sustainable Operations: Energy-efficient technologies for reduced environmental impact.

Collaborative Spaces: Synergistic work environments promoting innovation and employee well-being.



EFFICIENCY IS OUR SUSTAINABILITY PLEDGE

3.1 GWatt

Total nominal power sold

4.9 TWatt*h


Total used energy

11.6 TWatt*h

Total saved energy

987,500

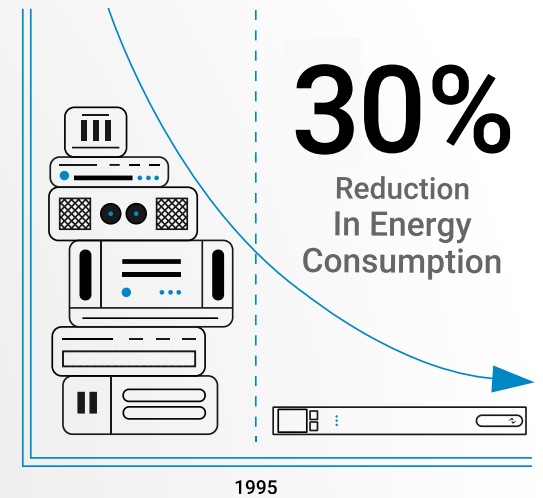
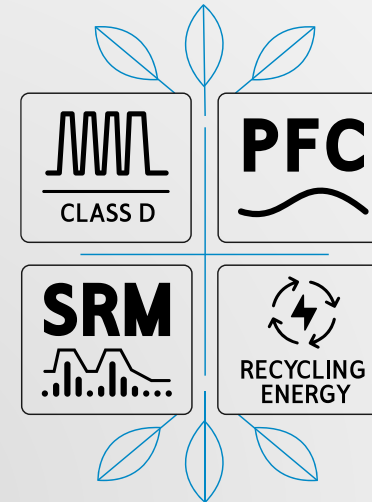
Amplifiers sold



**POWERSOFT
AMPLIFIER**

8.5 MegaTons

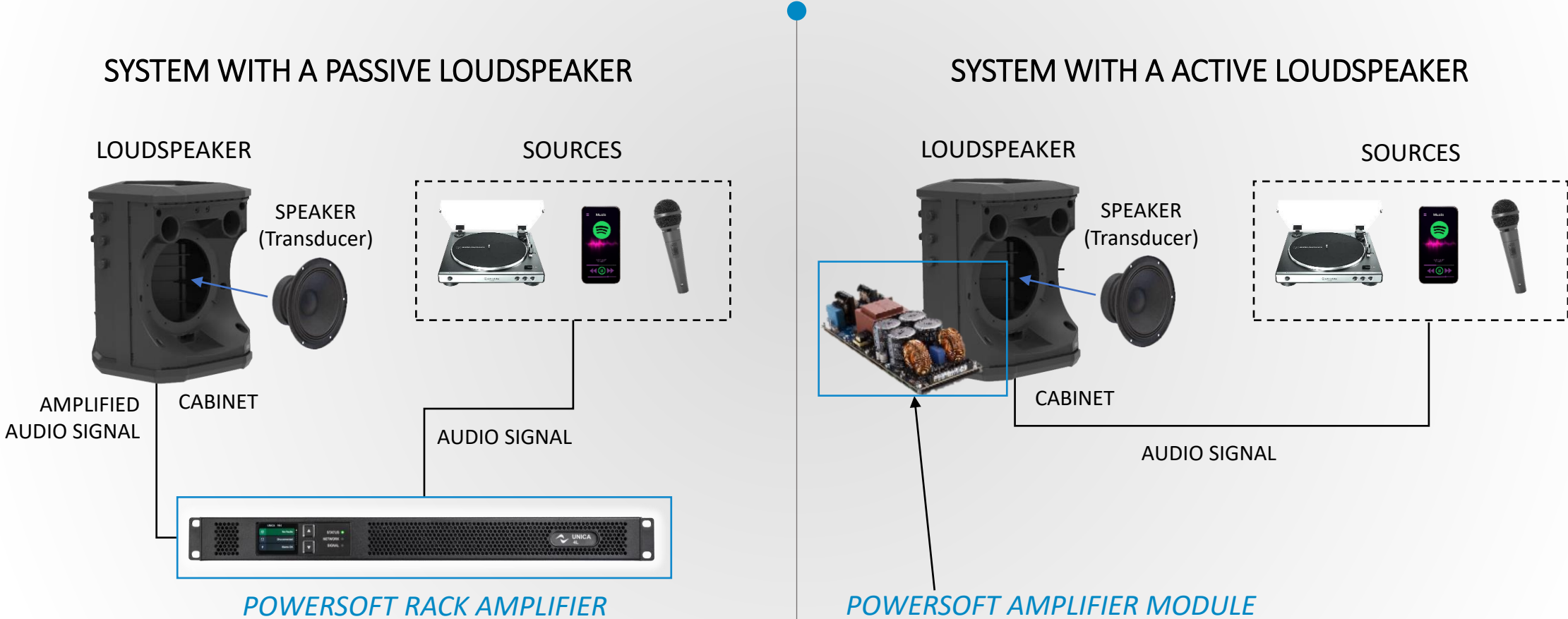
of saved CO2



All the provided data is based on information updated as of January 2025

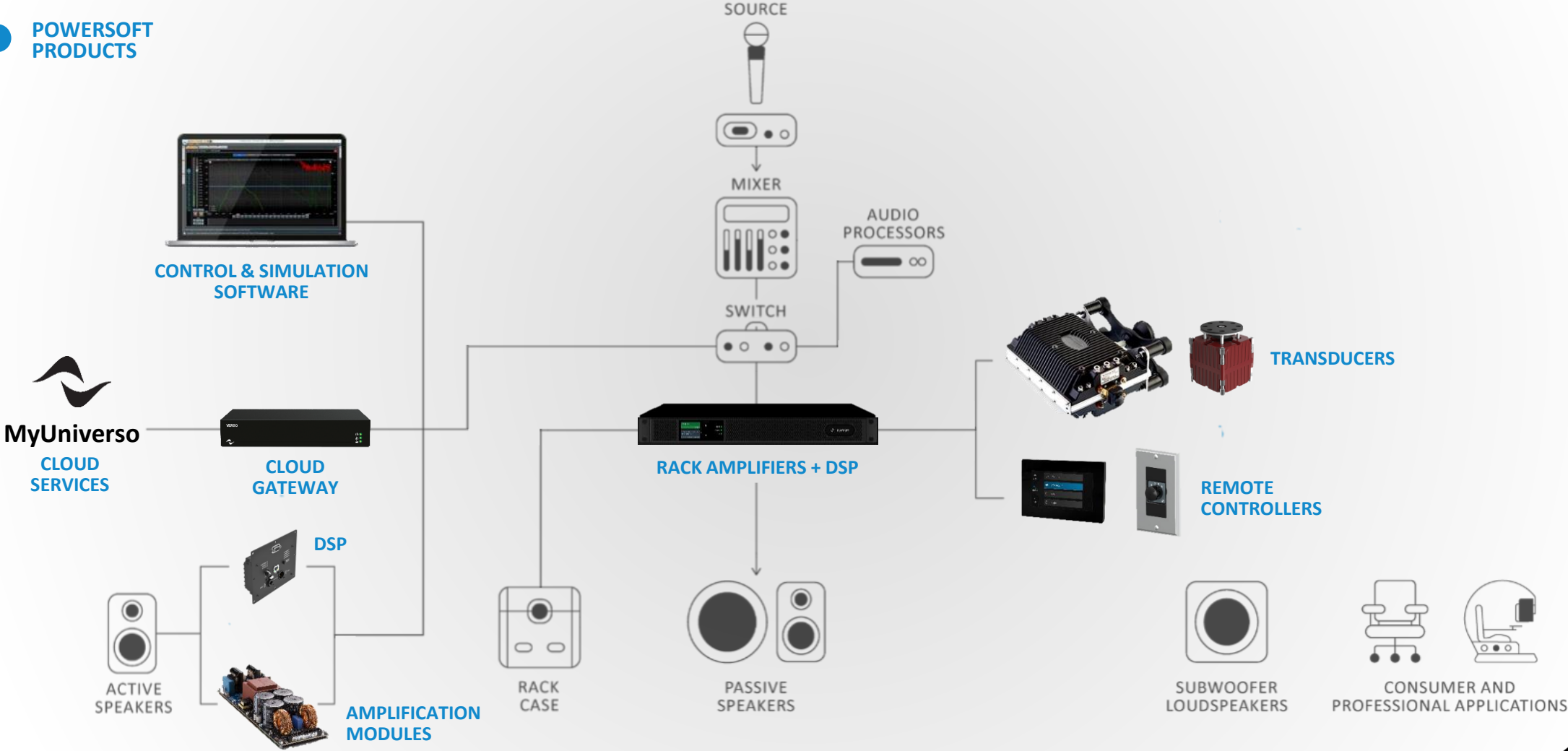


THE AMPLIFIER IS NOT A SPEAKER WHICH IS NOT A LOUDSPEAKER. LET'S CLARIFY.




AT THE HEART OF THE PRO AUDIO SYSTEM

POWERSOFT PRODUCTS



UNICA Amp Platform: internal structure



- Signal Processing and control Section
- Amp Section
- Power conditioning and supply Section



TRANSDUCER APPLICATION


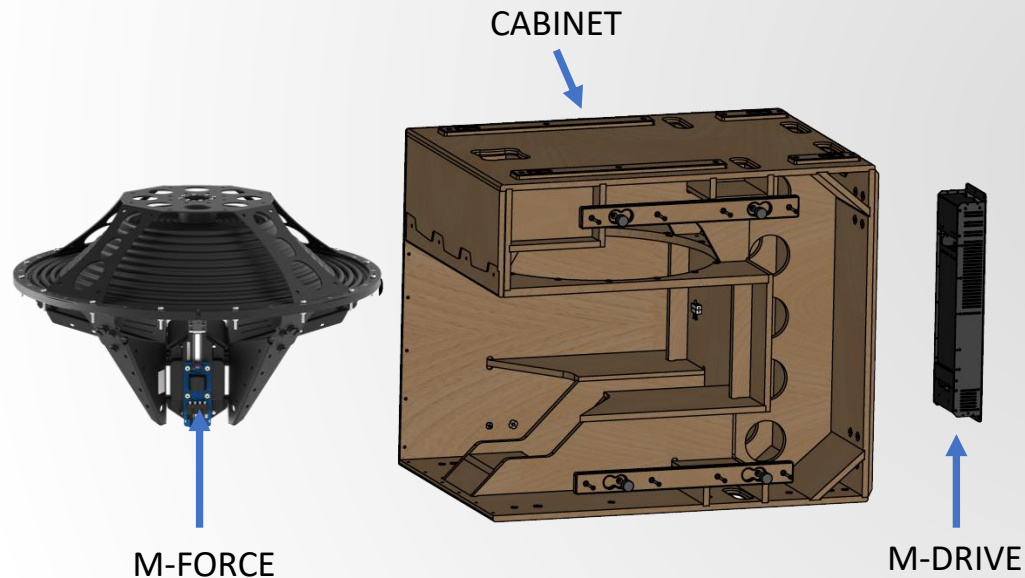
- High-performance vibration and tactile feedback capabilities
- More possibilities for creative sound design in entertainment and simulation environments (flight, driving, etc.)
- 4D cinema seating and motion platforms
- Immersive experiences in ride attractions



TRANSDUCER APPLICATION

M-Force – M SUB reference design

Together with industry professionals, we have worked on a set of designs to help you harness the power of the **M-Force**.



M SUB

The M SUB is a hybrid transmission line cabinet loaded with the M-Force transducer for infra and subwoofer applications. It can be used as a subwoofer or as infra add-on to your install or touring sound reinforcement system.



NOTABLE ARTISTS AND FESTIVALS WHO CHOOSE US

- AC/DC
- Andrea Bocelli
- Beyoncé
- Black Eyed Peas
- Bruno Mars
- Calvin Harris
- Caparezza
- Coldplay
- David Guetta
- Drake
- Ed Sheeran
- Elton John
- Eminem
- Foo Fighters
- Iron Maiden
- Jamiroquai
- Jay-Z
- Justin Timberlake
- Katy Perry
- Kendrick Lamar
- Lady Gaga
- Laura Pausini
- Madonna
- Martin Garrix
- Metallica
- Muse
- Radiohead
- Red Hot Chili Peppers
- Shawn Mendes
- Sia
- Taylor Swift
- The Rolling Stones
- The Weeknd
- U2
- Vasco Rossi
- Zucchero
- Burning Man
- Coachella
- Electric Daisy Carnival
- Eurovision Song Contest
- Glastonbury Festival
- Les Dunes Electroniques
- Lollapalooza
- Rock in Rio
- Rockin' 1000
- Roskilde Festival
- Tomorrowland
- Ultra Music Festival
- And many more...

SOME OF OUR INSTALLATIONS AROUND THE WORLD

- Allianz Arena
- Arena Corinthians
- Audi Dome
- Beijing National Stadium
- Beiteddine Palace
- Burberry
- CERN
- City of Dreams
- Club Cubic
- Domino's Pizza
- Dortmund Stadium
- Estadio BBVA Bancomer
- Fiserv Forum
- Gelora Bung Karno Stadium
- Google Campus
- Grand Theatre de Quebec
- Hard Rock Stadium Miami
- La Cigale
- Las Vegas Sphere
- Madison Square Garden
- McDonald's
- Mercedes-Benz Stadium
- NRG Stadium
- Pala Alpitour
- PPG Paints Arena
- Qudos Bank Arena
- Red Bull Arena
- Royal Albert Hall
- Royal Danish Opera House
- Sapporo Dome
- Scotiabank Arena
- Singapore Sports Hub
- Staples Center
- Sydney Opera House
- T-Mobile Arena
- Wembley Stadium
- And many more...



OUR PRODUCTS

SAFETY MULTIMEDIA DEVICES



DEVA

CONTROLLER



WM TOUCH

TRANSDUCERS



IPALMOD



M-FORCE



M-DRIVE



MOVER

GATEWAY



VERSO

RACK AMPLIFIERS



Q SERIES/D SERIES*



DUECANALI SERIES



OTTOCANALI SERIES



MEZZO SERIES



QUATTROCANALI SERIES



TTM



UNICA



DIGAM 3000*



K SERIES



M SERIES



X SERIES



T SERIES



DC RIDER

AMPLIFICATION MODULES



DIGIMOD



DIGIMOD PFC




D-CELL 504



DIGIMOD
PFC2/PFC4



DIGIMOD IS




LITEMOD

MINIMOD



LOTO



WFS

1995-2003

2004-2009

2010-2013

2014-2019


2020-2025




PRODUCTS AND SOLUTIONS



RACK AMPLIFIER



OEM RACK AMPLIFIER



REMOTE CONTROL



ACTIVE SPEAKER AMPLIFIER



DSP SIGNAL PROCESSING



BASS SHAKERS TRANSDUCERS

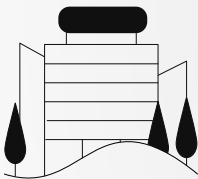


SECURITY MULTIMEDIA DEVICE

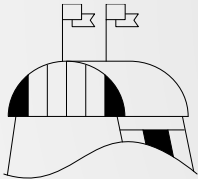


DIAGNOSTIC AND PROGNOSTIC SERVICES

VS MARKETS




CORPORATE



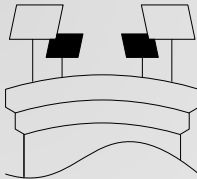
CONVENTION & EXHIBITION CENTERS



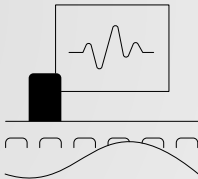
AIRPORTS




THEME PARKS



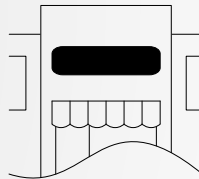
STADIUMS & ARENAS




CONFERENCE & BOARD ROOMS



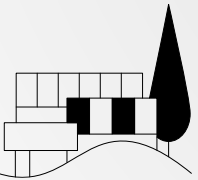
AUTOMOTIVE



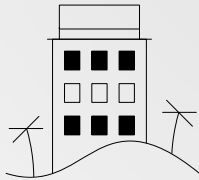
RETAIL



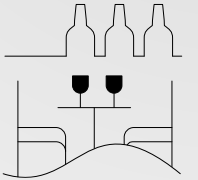
HOUSES OF WORSHIP



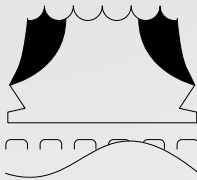
INDUSTRIAL



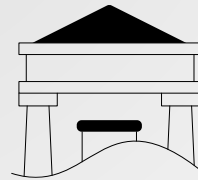
HOTELS & RESORTS



BAR & RESTAURANTS



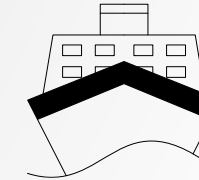
THEATRES



MUSEUMS



MALLS & SHOPPING CENTERS



CRUISE SHIPS





MARKET TREND AND STRATEGY



THE ITALIAN EXCELLENCE AT THE TOP OF HIGH-END PROFESSIONAL AUDIO MARKET

AT THE TOP OF THE PYRAMID

- Top Leader in the **high-end professional audio market**.
- Globally recognized **market setter of cutting-edge products**.
- Serving a diversified range of clients, both **professional customers** and **manufacturers**.
- **29 years as a forefront player in the market**, set to face future challenges and to exploit new opportunities.

PRO AUDIO
Loudspeaker, Amplifiers, Mixer,
DSP Transducer & others

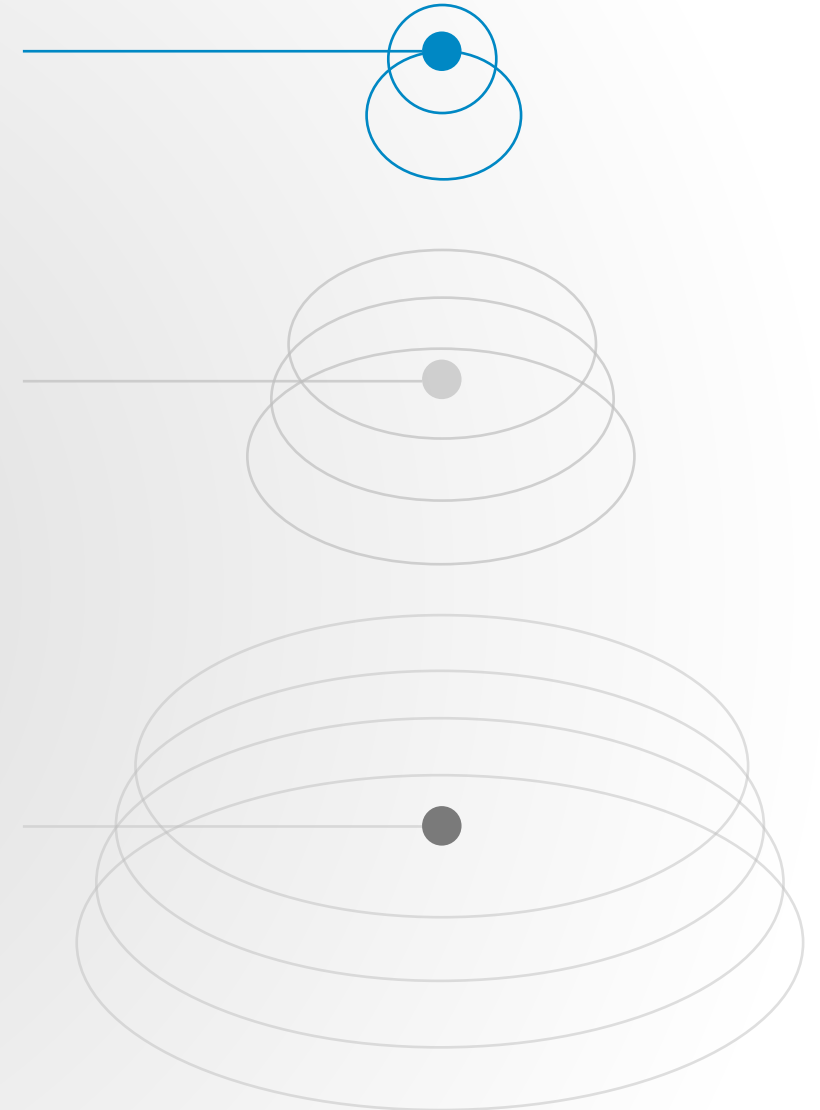


MID MARKET (SEMI-PRO)

Portable sound, Headset,
microphones,
Mixer Console & others

MASS MARKET (CONSUMER)

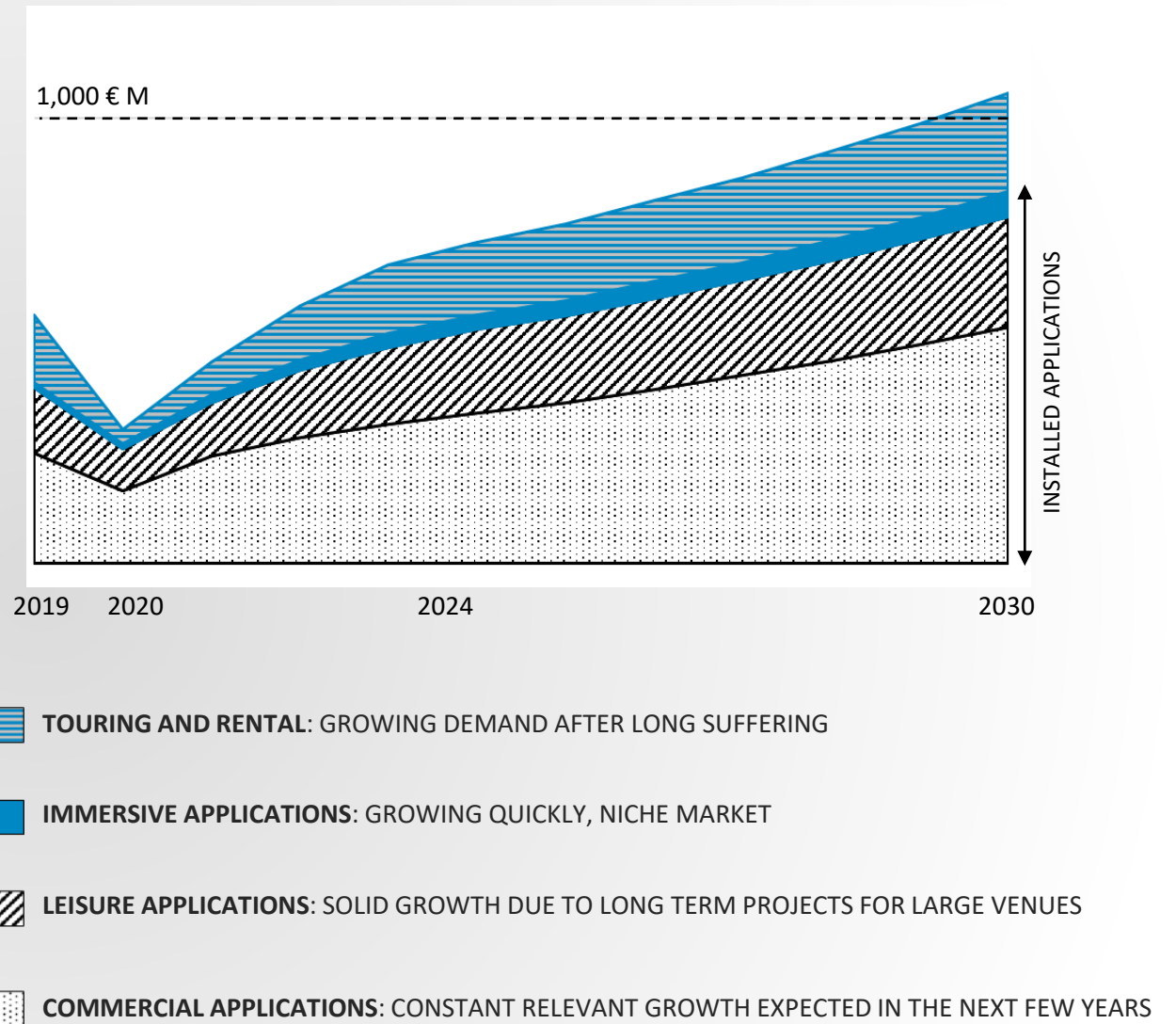
TV Speaker System, Headset, in ear
audio set & others



INCREASING FOCUS ON GROWING SEGMENTS

REFERENCE MARKET FOR TARGET APPLICATIONS STEADILY GROWING IN NEXT 5 YEARS EXPECTING TO EXCEED 1 BILLION EUROS BY 2030

- **Powersoft outperforming** vs market average in the past 3 years
- Company **stronger focus on installed business** allows **optimistic forecast** considering relevant market size and growth
- **Business opportunities** in immersive applications confirm brand strength and growing awareness in leisure installed vertical markets


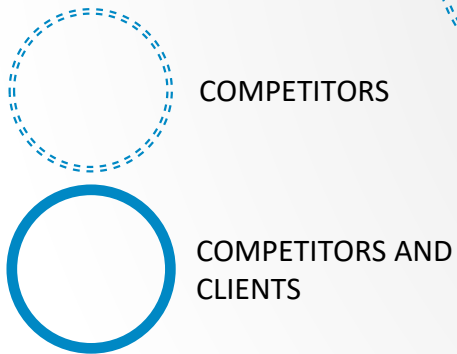


**Data is related to reference market for rack amplifiers and transducers (modules excluded)
Data source: Powersoft elaboration based on primary research panels*



A MARKET WITH ROOM FOR GROWTH AND CONSOLIDATION

Main market players for company size and level of vertical integration of products and offered services

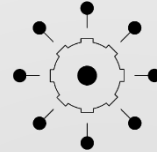


THREE PILLAR STRATEGY TO KEEP GROWING



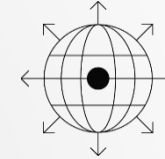
FOCUS ON INNOVATION AND NEW TECHNOLOGIES

- **Top level R&D** laboratory
- Powersoft's **Ideofarm growth accelerator** to support new projects and innovative technologies
- **Environmentally friendly products**
Small sizes, huge power, super efficient



FROM PRODUCT COMPANY TO SOLUTION PROVIDER

- **Proprietary solutions designed** for specific target applications
- **Cloud-native IOT products** to offer custom-related services
- **Software based services** to exploit **upselling/cross-selling potential (cloud services)**
- **Partnership** for the expansion of the product/service catalogue



STRENGTHENING OF PRESENCE IN STRATEGIC MARKETS

- **Boost presence** in US, UK, Germany and Latin America market
- **Direct presence in China, Japan, Middle East**
- **Partnerships** with strategic players to enter new markets





STRONG EQUITY STORY BACKED BY SOLID FINANCIALS



H1 2024 STRONG GROUP RESULTS KEY FACTS

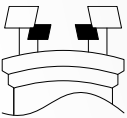


Group's strategy of repositioning **from Product Company to Solution Provider** is bearing fruits.

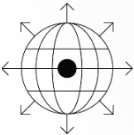


All the main economic aggregates in strong growth:

- Consolidated **Revenues** at **€ 36.9 M** (+11.9% YoY)
- **EBITDA** at **€ 9.9 M** (+14.7% YoY), sound **EBITDA margin** equal to **27.2%** from 26.5% in H1 2023 (+70 bps)
- **Net Profit** at **€ 6.3 M** (+20.0% YoY)
- **Cash Positive NFP** of **€ 5.4 M** due to the payment of the ordinary dividend for a total value of € 10.7 M and the use of resources to strengthen the warehouse



Significant growth driven by both the Install sector and the Live sector in the main geographies where the Powersoft Group operates.



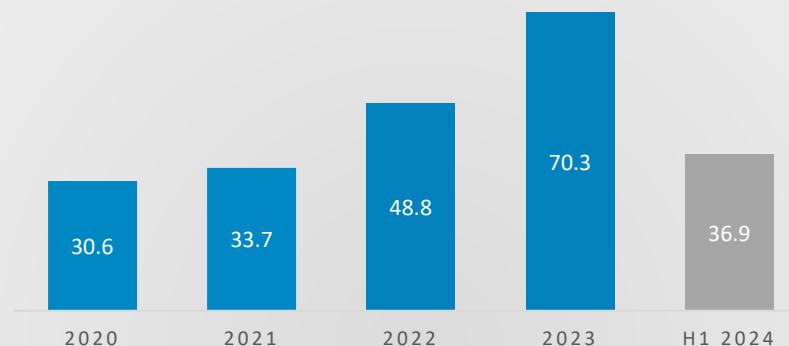
Bright outlook thanks to a **solid order book**.



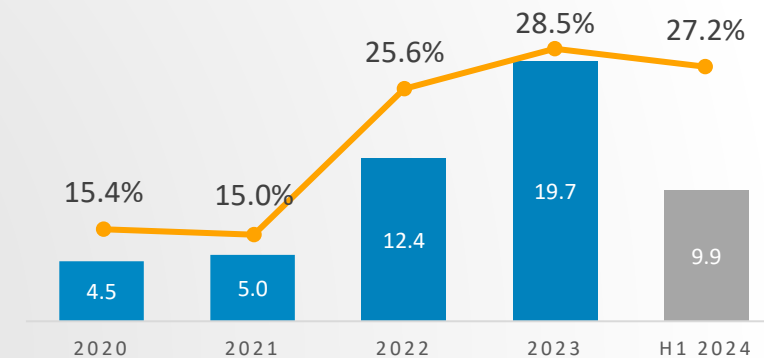
FINANCIAL HIGHLIGHTS

A solid equity story and sound financials, which allows the company to face, with flexibility and speed, the changing commercial and industrial needs, and growth goals

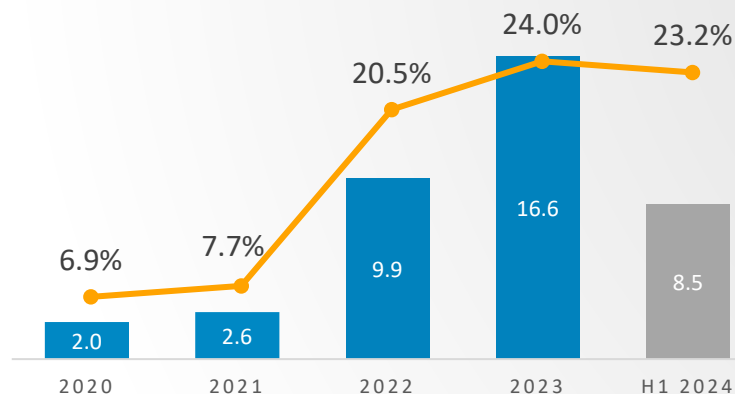
REVENUES €/M



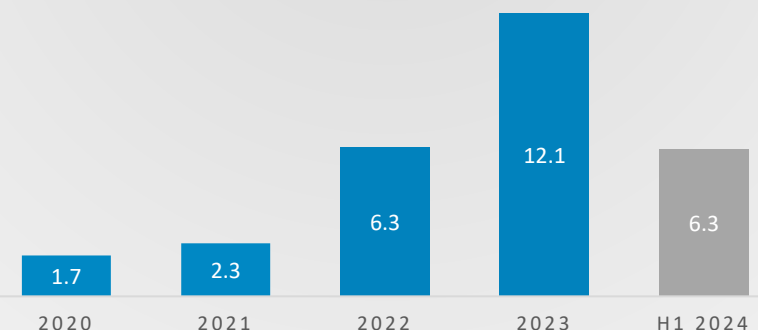
EBITDA €/M - EBITDA MARGIN %



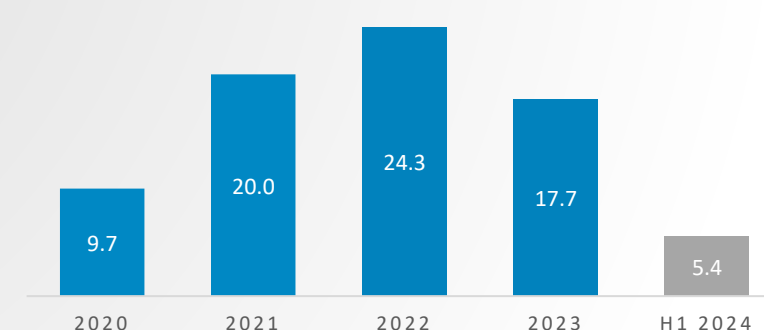
EBIT €/M - EBIT MARGIN %



NET PROFIT €/M



NFP (CASH) €/M



FOCUS ON H1 2024 RESULTS

(thousands of Euro)

	30/06/2024	% on revenues	30/06/2023	% on revenues	% change
Revenues	36,471	100.0%	32,545	100.0%	12.1%
Other revenues	438	1.2%	436	1.3%	0.5%
Total Revenues	36,909		32,981		11.9%
Cost of sales	(19,240)	-52.8%	(17,449)	-53.6%	10.3%
Increases for internal work	807	2.2%	683	2.1%	18.2%
Commercial and marketing expenses	(3,064)	-8.4%	(3,341)	-10.3%	-8.3%
General and administrative expenses	(6,947)	-19.0%	(5,611)	-17.2%	23.8%
EBIT	8,465	23.2%	7,264	22.3%	16.5%
Financial expenses	(161)	-0.4%	(363)	-1.1%	-55.6%
Financial income	372	1.0%	346	1.1%	7.5%
EBT	8,676	23.8%	7,247	22.3%	19.7%
Income taxes	(2,395)	-6.6%	(2,011)	-6.2%	19.1%
Net Result	6,281	17.2%	5,236	16.1%	20.0%

(thousands of Euro)

	30/06/2024	% on revenues	30/06/2023	% on revenues	% change
EBIT	8,465	23.2%	7,264	22.3%	16.5%
Amortization	1,445	4.0%	1,121	3.4%	28.9%
Funds	-	0.0%	253	0.8%	-
EBITDA	9,910	27.2%	8,638	26.5%	14.7%

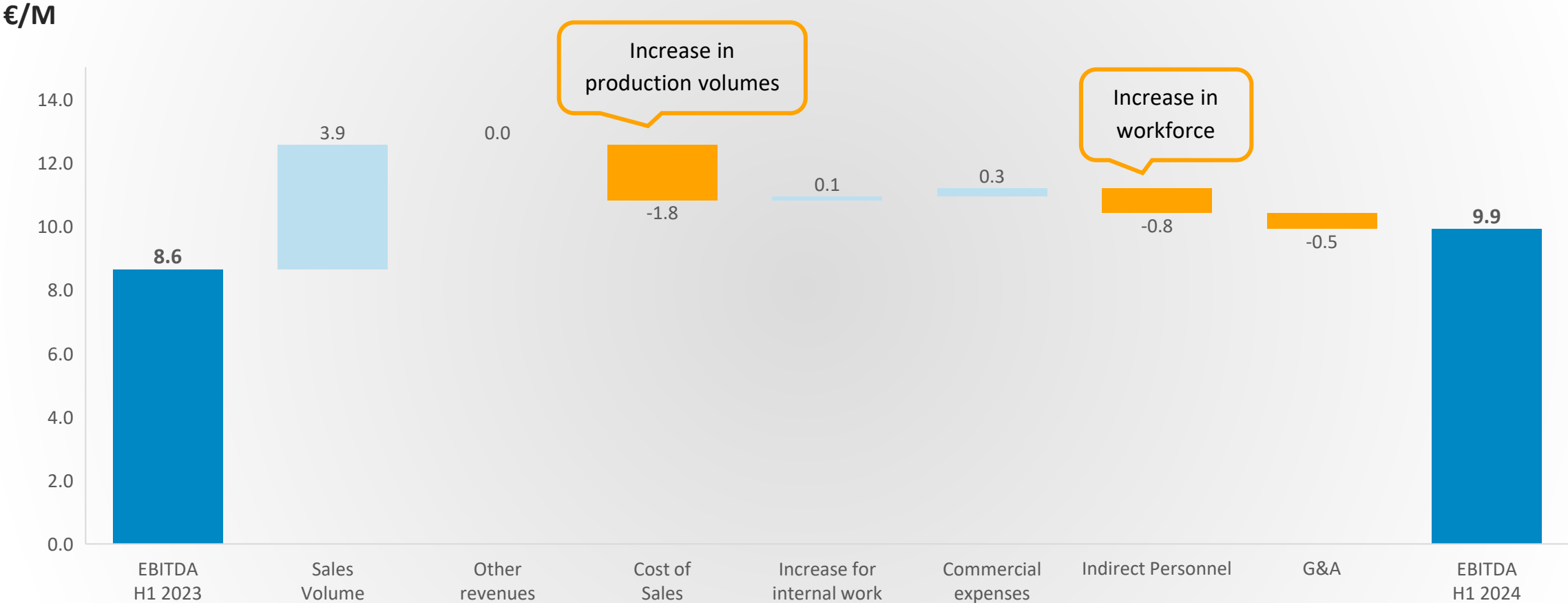
- **Total Revenues** at € 36.9 M, **+11.9%** compared to € 33.0 M in H1 2023, confirming the ongoing success of the implemented penetration strategy

Growth in main geographies: Europe +5.8%, NAM +30.9% YoY

- **Cost of sales:** € 19.2 M, +10.3% compared to € 17.4 M in H1 2023, due mainly to the increase in sales volumes
- **Commercial and marketing Expenses** decreasing YoY because of the postponement of trade fairs in the second semester, despite an increase in personnel
- **G&A** had an increase of 23.8% compared to H1 2023, mainly due to an increase in indirect personnel, and also for business consultancy and the purchase of materials linked to R&D
- **EBITDA:** € 9.9 M, **+14.7%** compared to € 8.6 M in H1 2023
EBITDA Margin 27.2%
- **EBIT:** € 8.5 M, **+16.5%** compared to € 7.3 M in H1 2023
EBIT Margin 23.2%
- **Financial expenses** improving YoY thanks to a better management of exchange rates
- **Net result:** € 6.3 M, **+20.0%** compared to € 5.2 M in H1 2023

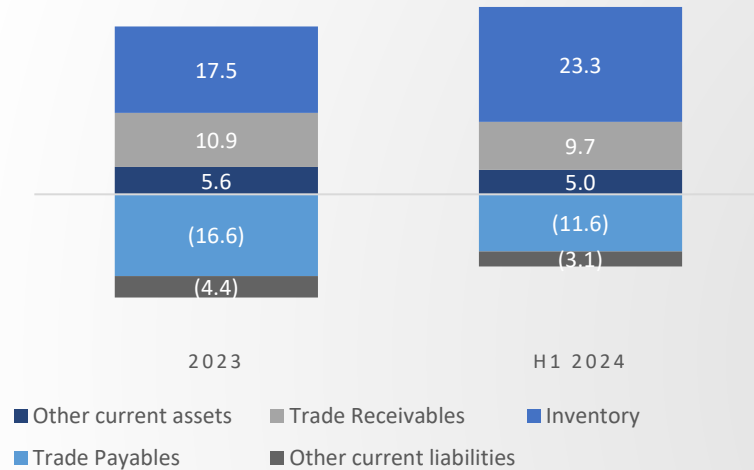


CONSOLIDATED EBITDA – EVOLUTION H1 2023 – H1 2024



SOUND BALANCE SHEET

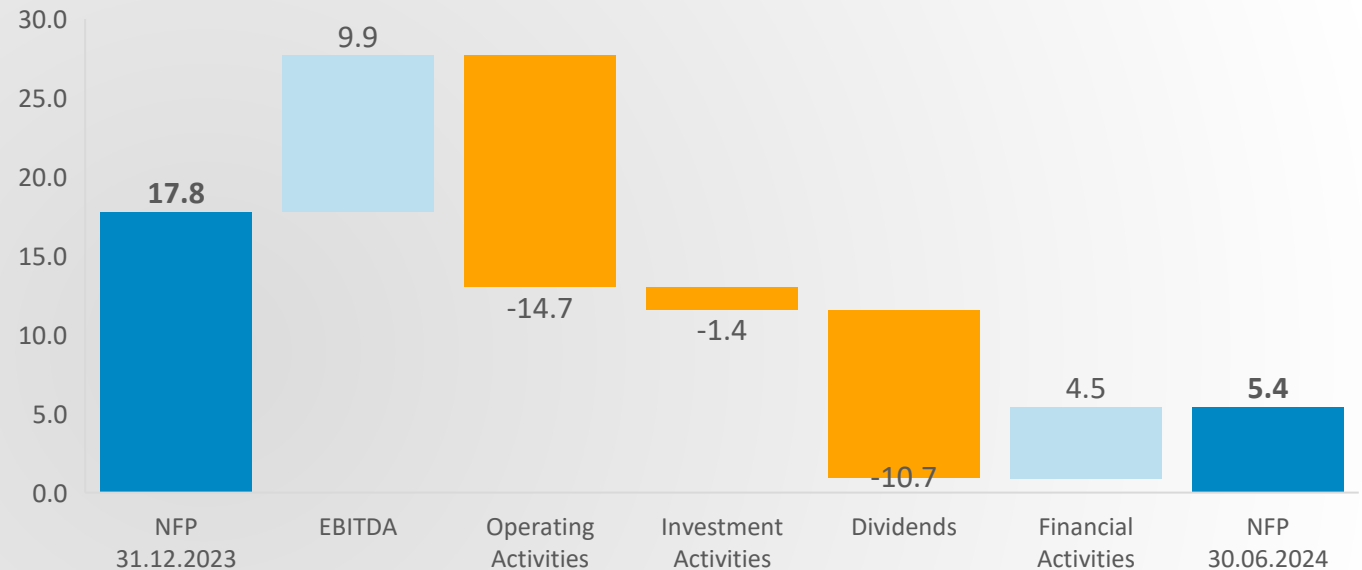
NET WORKING CAPITAL €/M



NWC up to € 23.4 M in H1 2024 because of:

- an **increase of Inventory** due to forecasts of increasing demand from market intermediaries subsequently postponed due to excess stocks of the intermediaries themselves
- A **decrease in Trade payables** because of the concentration of higher purchases in the first part of the semester and to the neutralization of VAT management
- A **decrease in Trade receivables** thanks to sales to a mix of clients with better payment conditions compared to 31 December 2023

NET FINANCIAL POSITION €/M – EVOLUTION FY 2023 – H1 2024



NFP (cash positive) at € 5.4 M, compared to € 17.8 M as of 31 December 2023 and € 15.0 M as of 30 June 2023, mainly driven by:

- **Relevant distribution of dividends:** € 0.85 ordinary dividend per share for a total of € 10.7 M
- **Use of resources to strengthen the warehouse**



KEY TAKEAWAYS

- **Successful repositioning** from Product Company to Solution Provider
- **Faster growth and strong competitive positioning** thanks to **R&D investments** in product innovation and offering expansion
- **Improving market share** in US and in China, Japan, South East Asia by strengthening traditional sales channels and the **development of new ones**
- **Partnerships** with industry players and opportunities for long-term organic growth
- **Large install projects** and audio immersive venues: potential add on



APPENDIX



GOVERNANCE

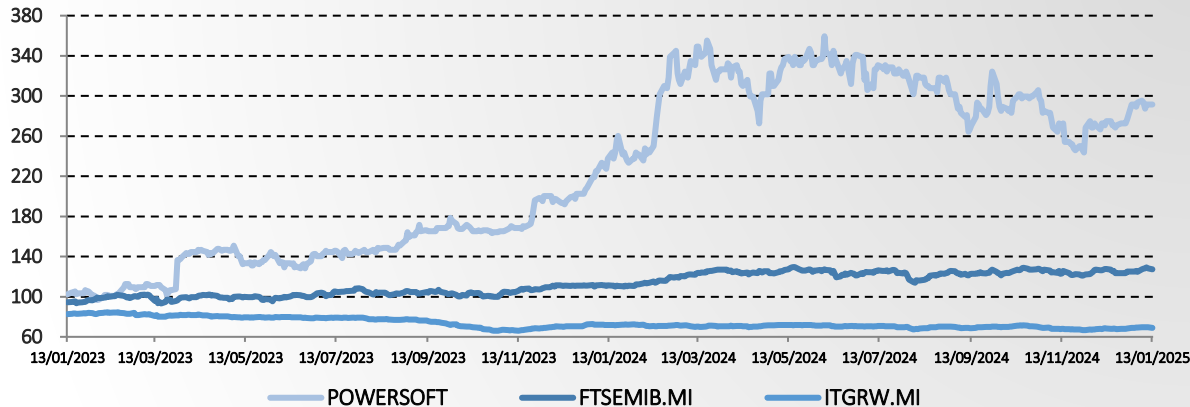
BOARD OF DIRECTORS



BOARD OF STATUTORY AUDITORS



STOCK FIGURES

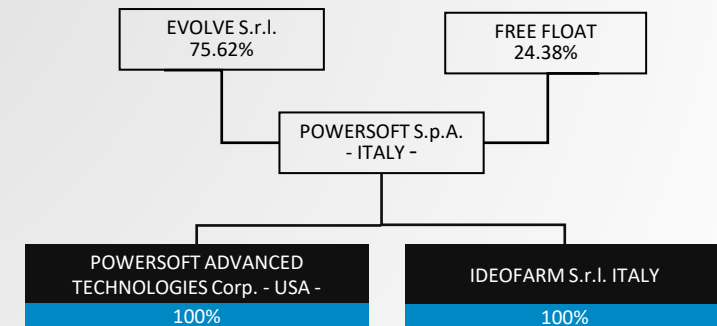


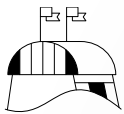
IPO: 17/12/2018
Shares: 12,535,062
Market: Euronext Growth Milan

Price (13/01/2025): € 14.10
Market Cap (13/01/2025): ≈€ 170 M
Average Daily Volume YTD: ≈ 1.1 K

AUDIT FIRM **EY**

SHAREHOLDINGS AND GROUP ORGANIZATION CHART





TREETOP ADVENTURE GOLF
NEWCASTLE, ENGLAND

LEISURE VENUE

CHALLENGE:

With a huge variance in visitor demographics, and hundreds of visitors a day, ensuring that all voice lines are intelligible in all circumstances, and that the site is well balanced and not cacophonous, is vital.


SOLUTION:

16x **Unica 8M** and **Mover**

RESULT:

The resulting product elevates the aspect of any AV immersive experience while reducing concerns about low-frequency noise pollution.





LINGBAO FAIRYLAND NIGHT TOUR PROJECT,
SHANGRAO, CHINA

THEME PARK SYSTEM

CHALLENGE:

Enjoy a spectacular visual and sound journey over the Gexian Town Resort, famous for its religious culture and natural scenery.

SOLUTION:

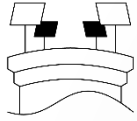
2x Mezzo 602AD amplifiers providing overall control.

RESULT:

«Firstly, Mezzo amplifiers are small in size but that doesn't compromise the quality of the sound. Secondly, it is quite cost-efficient as the budget of the whole project is relatively limited.» The available Dante version of Mezzo amplifiers also makes the sound system more reliable with a faster transmission speed»

Alan Ho, EZPro Team Leader





STADIUM OF EBIMPÉ
ABIDJAN, IVORY COAST

STADIUM SYSTEM

CHALLENGE:

Complete renewing of the original P.A. built in 2020 because all loudspeakers were damaged due to weather conditions.

SOLUTION:

61x **Quattrocanali 4804 DSP+D**

14x **Duecanali 6404 DSP+D**

RESULT:

«Of course, there are other brands that also do good work, but when it comes to challenging spaces and installations, you know you can count on Powersoft.»

Ricardo Castro, RCOE Consulting





BASE NIGHTCLUB
DUBAI, UAE

EVENT ARENA

CHALLENGE:

Open-air nightclub with the requirement to complete the project in 23 days.

SOLUTION:

9x X4 DSP + ETH to save on power consumption and gain amplification output.

RESULT:

Powersoft provided the most cost-efficient power solution per channel, with much simpler configuration requirements than competing products.





ABERCOMBIE HOTEL
SYDNEY, AUSTRALIA

HOTEL SYSTEM

CHALLENGE:

A major challenge with the Abercrombie was containing all the sound – patrons, voices and music – as, unlike in days of old, the venue is now surrounded by accommodation.

SOLUTION:

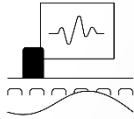
16x Mezzo 604 A+, 13x Quattrocanali 1204 DSP+ amplifiers,
all AES67 compatible, and **2x X8**

RESULT:

«With this project delayed over two years due to Covid and delivery in the heat of the component shortage, Powersoft's quick development migrating to AES67 has kept projects going.»

Dave Coxon, Projects Designer





QINGDAO WORLD EXPO CITY
QINGDAO, CHINA

CONFERENCE CENTER

CHALLENGE:

To deliver a high-quality sound system for multi-purpose spaces with a dedicated platform for control and monitoring.


SOLUTION:

46x **Quattrocanali 1204**
23x **Quattrocanali 2404 DSP+D.**

RESULT:

Full integration with Symetrix for audio processing and in-depth control and monitoring of all the audio signals via ArmoníaPlus, so that the sound can be tailored to suit customer's needs.





VAN CAEM KLERKS GROUP
AMSTERDAM, THE NETHERLANDS

WORK SPACE SYSTEM

CHALLENGE:

Import and export Company of A-branded products, namely liquor, beer, fine wines, fragrances, luxury and fast-moving consumer goods.

SOLUTION:

WM Touch and **Mezzo** amplifiers

RESULT:

«Compared to a more traditional install, the Dynamic Music Distribution solution is very cost-effective: it's great to have the processor and the amplifier in one single system.»

Harry Scheringa, Van Brienen AV Senior sales



DISCLAIMER

“This Presentation contains certain forward-looking statements. Forward-looking statements concern future circumstances and results and other statements that are not historical facts, sometimes identified by the words "believes," "expects," "predicts," "intends," "projects," "plans," "estimates," "aims," "foresees," "anticipates," "targets," and similar expressions. The forward-looking statements contained in this Presentation, including assumptions, opinions and views of Powersoft S.p.A. (“**Powersoft**” or the “**Company**”) or cited from third party sources, are solely opinions and forecasts reflecting current views with respect to future events and plans, estimates, projections and expectations which are uncertain and subject to risks. Market data used in this Presentation not attributed to a specific source are estimates of the Company and have not been independently verified. These statements are based on certain assumptions that, although reasonable at this time, may prove to be erroneous. By their nature, forward-looking statements involve a number of risks, uncertainties and assumptions that could cause actual results or events to differ materially from those expressed or implied by the forward-looking statements. If certain risks and uncertainties materialize, or if certain underlying assumptions prove incorrect, the Company may not be able to achieve its financial targets and strategic objectives. A multitude of factors which are in some cases beyond the Company’s control can cause actual events to differ significantly from any anticipated development. Forward-looking statements contained in this Presentation regarding past trends or activities should not be taken as a representation that such trends or activities will continue in the future. No one undertakes any obligation to update or revise any forward-looking statements, whether as a result of new information, future events or otherwise. Market data used in this Presentation not attributed to a specific source are estimates of the Company and have not been independently verified. Forward-looking statements speak only as of the date of this Presentation and are subject to change without notice. No representations or warranties, express or implied, are given as to the achievement or reasonableness of, and no reliance should be placed on, any forward-looking statements, including (but not limited to) any projections, estimates, forecasts or targets contained herein. Powersoft does not undertake to provide any additional information or to remedy any omissions in or from this Presentation. Powersoft does not intend, and does not assume any obligation, to update industry information or forward-looking statements set forth in this Presentation. This presentation does not constitute a recommendation regarding the securities of the Company.

This Presentation is not an offer, or a solicitation of an offer, to buy, sell or exchange any securities in Italy, pursuant to Section 1, letter (t) and letter (v) of Legislative Decree no. 58 of February 24, 1998, or in any other country or state and is not a prospectus or an offer document within the meaning of Italian laws and regulations.

It should be noted that the audit of the Draft Financial Statements has not yet been finalised and that the Independent Auditors' Report will therefore be made available within the terms required by law. It should be also noted that Income Statement and Balance Sheet shown in this Presentation are reclassified and not subject to audit by the Independent Auditors.”





Powersoft S.p.A.
Via Enrico Conti,5
50018 Scandicci
 www.powersoft.com



Euronext Growth Advisor
Banca Finnat
+39 39 06 69933215

Specialist
Banca Profilo S.p.A.
+39 02 584081

Corporate Broker
Alantra Capital Markets
+39 02 63671601



IR Manager
Massimo Ghedini
ir@powersoft.com
Ph. +39 055 7350230

IR Advisor
Vincenza Colucci – CDR Communication
vincenza.colucci@cdr-communication.it
M. +39 335 6909547
Eleonora Nicolini – CDR Communication
eleonora.nicolini@cdr-communication.it
M. +39 333 9773749

